




# LAC LA BICHE COUNTY

## 2015 Detailed Budget



5/13/15 13:11:12  
(GL03250)

SUMMARY OPERATING & CAPITAL BUDGETS  
2015 OPERATING BUDGET

Type: Municipal  
PERIOD: 2015/12/31

|                         | 2013           | 2014           | 2014           | 2015           |
|-------------------------|----------------|----------------|----------------|----------------|
|                         | SPENT          | BUDGET         | SPENT          | BUDGET         |
| OPERATING REVENUES      | -60,091,874.00 | -63,866,592.00 | -66,965,197.00 | -83,387,361.00 |
| OPERATING EXPENDITURES  | 54,154,122.00  | 51,281,342.00  | 57,638,820.00  | 51,098,709.00  |
| OPERATING SURPLUS       | -5,937,752.00  | -12,585,250.00 | -9,326,377.00  | -32,288,652.00 |
| CAPITAL REVENUES        | -23,135,407.00 | -9,185,593.00  | -9,610,897.00  | -10,387,698.00 |
| CAPITAL EXPENDITURES    | 16,763,490.00  | 17,658,370.00  | 43,045,625.00  | 25,807,915.00  |
| NET CAPITAL EXPENDITURE | -6,371,916.00  | 8,472,777.00   | 33,434,729.00  | 15,420,217.00  |
| SURPLUS FOR THE YEAR    | -12,309,668.00 | -4,112,473.00  | 24,108,352.00  | -16,868,435.00 |

OPERATING FUND BY FUNCTION  
 2015 OPERATING BUDGET

Type: Municipal  
 PERIOD: 2015/12/31

|                                  | 2013                  | 2014                  | 2014                  | 2015                  |
|----------------------------------|-----------------------|-----------------------|-----------------------|-----------------------|
|                                  | SPENT                 | BUDGET                | SPENT                 | BUDGET                |
| <b>OPERATING REVENUES</b>        |                       |                       |                       |                       |
| GENERAL MUNICIPAL REVENUES       | -45,022,823.00        | -49,985,754.00        | -51,375,301.00        | -68,374,104.00        |
| COUNCIL                          | -24,046.00            | -5,000.00             | -27,851.00            | -15,000.00            |
| GENERAL ADMINISTRATION           | -106,141.00           | -84,020.00            | -146,259.00           | -46,400.00            |
| FIRE PROTECTION                  | -1,434,245.00         | -152,000.00           | -305,737.00           | -200,000.00           |
| PEACE OFFICER                    | -162,864.00           | -184,000.00           | -91,157.00            | -72,000.00            |
| COMMON SERVICES                  | -50,470.00            | -25,700.00            | -45,053.00            | -47,600.00            |
| ROADS & STREETS                  | -883,467.00           | -766,315.00           | -791,864.00           | -676,953.00           |
| AIRPORT                          | -44,104.00            | -41,000.00            | -57,164.00            | -58,000.00            |
| WATER TREATMENT & DISTRIBUTION   | -2,407,056.00         | -2,245,985.00         | -2,192,683.00         | -2,143,273.00         |
| WASTE WATER MANAGEMENT           | -1,124,447.00         | -1,586,485.00         | -1,309,562.00         | -1,292,217.00         |
| RESOURCE RECOVERY                | -913,559.00           | -960,944.00           | -801,537.00           | -1,060,000.00         |
| NATURAL GAS SERVICES             | -2,685,601.00         | -2,840,400.00         | -3,580,992.00         | -3,415,500.00         |
| SOCIAL PLANNING                  | -429,198.00           | -321,522.00           | -328,272.00           | -348,157.00           |
| CEMETERIES                       | -14,891.00            | -10,000.00            | -8,600.00             | -8,600.00             |
| PLANNING & DEVELOPMENT           | -452,933.00           | -411,350.00           | -1,280,344.00         | -1,265,000.00         |
| ENVIRONMENTAL PLANNING           | -5,039.00             | -28,700.00            | -2,095.00             | -25,000.00            |
| AGRICULTURE SERVICES             | -173,397.00           | -176,152.00           | -173,125.00           | -181,872.00           |
| ECONOMIC DEVELOPMENT             | -315.00               | .00                   | -43,672.00            | .00                   |
| COMMUNITY GROUP SUPPORTS         | -194,690.00           | -78,304.00            | -132,304.00           | -78,304.00            |
| RECREATION FACILITIES & PROGRAMS | -3,888,426.00         | -3,959,821.00         | -4,195,344.00         | -4,078,121.00         |
| CULTURAL PROGRAMS & FACILITIES   | -74,162.00            | -3,140.00             | -76,280.00            | -1,260.00             |
| <b>TOTAL OPERATING REVENUES</b>  | <b>-60,091,874.00</b> | <b>-63,866,592.00</b> | <b>-66,965,197.00</b> | <b>-83,387,361.00</b> |
| <b>OPERATING EXPENSES</b>        |                       |                       |                       |                       |
| COUNCIL                          | 599,375.00            | 954,950.00            | 836,127.00            | 933,447.00            |
| GENERAL ADMINISTRATION           | 6,167,961.00          | 6,896,909.00          | 5,563,568.00          | 6,564,855.00          |
| FIRE EXPENSES                    | 1,347,187.00          | 1,415,076.00          | 1,002,050.00          | 1,309,292.00          |
| PEACE OFFICERS                   | 878,327.00            | 1,014,346.00          | 710,397.00            | 809,024.00            |
| COMMON SERVICES                  | 3,442,073.00          | 3,747,352.00          | 3,191,437.00          | 3,735,728.00          |
| ROADS & STREETS                  | 5,727,288.00          | 7,518,084.00          | 7,174,033.00          | 7,938,856.00          |
| AIRPORT                          | 127,594.00            | 138,291.00            | 60,877.00             | 128,130.00            |
| WATER TREATMENT & DISTRIBUTION   | 2,317,767.00          | 2,766,116.00          | 2,719,587.00          | 2,786,166.00          |
| WASTE WATER MANAGEMENT           | 1,966,213.00          | 2,516,837.00          | 2,295,844.00          | 2,588,252.00          |
| RESOURCE RECOVERY                | 1,457,636.00          | 1,924,306.00          | 2,052,732.00          | 2,181,800.00          |
| NATURAL GAS SERVICE              | 2,235,662.00          | 2,654,124.00          | 3,079,926.00          | 2,969,985.00          |
| SOCIAL PLANNING                  | 965,357.00            | 1,038,487.00          | 994,202.00            | 1,170,392.00          |
| CEMETERIES                       | .00                   | .00                   | 8,015.00              | 14,740.00             |
| PLANNING & DEVELOPMENT           | 1,327,928.00          | 1,992,950.00          | 2,029,175.00          | 1,786,665.00          |
| ENVIRONMENTAL PLANNING           | 345,182.00            | 512,408.00            | 271,746.00            | 433,997.00            |
| AGRICULTURAL SERVICES            | 606,244.00            | 633,903.00            | 482,310.00            | 658,761.00            |
| ECONOMIC DEVELOPMENT             | 491,086.00            | 451,586.00            | 449,720.00            | 413,861.00            |
| COMMUNITY GROUP SUPPORTS         | 1,122,939.00          | 2,132,214.00          | 2,094,096.00          | 1,947,161.00          |
| RECREATION FACILITIES & PROGRAMS | 12,222,320.00         | 12,475,249.00         | 11,061,263.00         | 12,179,549.00         |
| CULTURAL PROGRAMS & FACILITIES   | 524,696.00            | 498,154.00            | 575,247.00            | 548,048.00            |
| <b>TOTAL OPERATING EXPENSES</b>  | <b>43,872,835.00</b>  | <b>51,281,342.00</b>  | <b>46,652,350.00</b>  | <b>51,098,709.00</b>  |
| <b>OPERATING SURPLUS</b>         | <b>-16,219,039.00</b> | <b>-12,585,250.00</b> | <b>-20,312,847.00</b> | <b>-32,288,652.00</b> |

Type: Municipal

PERIOD: 2015/12/31

|  | 2013                  | 2014                  | 2014                  | 2015                  |
|--|-----------------------|-----------------------|-----------------------|-----------------------|
|  | SPENT                 | BUDGET                | SPENT                 | BUDGET                |
| <b>OPERATING REVENUES</b>                  |                       |                       |                       |                       |
| PROPERTY TAXES & LOCAL IMPROVEMENTS        | -41,569,974.00        | -46,338,161.00        | -46,356,200.00        | -64,618,604.00        |
| OIL WELL DRILLING LICENSES                 | -163,608.00           | -160,000.00           | -156,406.00           | -100,000.00           |
| SALE OF GOODS & SERVICES                   | -7,233,001.00         | -7,893,359.00         | -8,306,643.00         | -8,507,330.00         |
| PENALTIES & COSTS                          | -205,463.00           | -221,220.00           | -191,346.00           | -192,400.00           |
| LICENSES & PERMITS                         | -597,591.00           | -415,250.00           | -1,325,271.00         | -1,267,000.00         |
| FINES                                      | -158,778.00           | -180,000.00           | -69,103.00            | -70,000.00            |
| INTEREST & DIVIDENDS                       | -645,409.00           | -574,000.00           | -986,669.00           | -645,500.00           |
| LEASES & RENTALS                           | -801,149.00           | -688,000.00           | -779,945.00           | -667,000.00           |
| COST RECOVERIES                            | -406,900.00           | -218,374.00           | -510,044.00           | -180,499.00           |
| GAIN/LOSS - SALE OF CAPITAL ASSETS         | -18,166.00            | .00                   | -902,656.00           | -980,000.00           |
| FEDERAL & PROVINCIAL GRANTS                | -8,053,993.00         | -7,177,928.00         | -7,338,250.00         | -6,149,028.00         |
| NON GOVERNMENT GRANTS                      | -195,843.00           | -300.00               | -42,663.00            | -10,000.00            |
| TRANSFER FROM RESERVES                     | -42,000.00            | .00                   | .00                   | .00                   |
| <b>TOTAL: REVENUES</b>                     | <b>-60,091,874.00</b> | <b>-63,866,592.00</b> | <b>-66,965,197.00</b> | <b>-83,387,361.00</b> |
| <b>OPERATING EXPENSES</b>                  |                       |                       |                       |                       |
| SALARIES, WAGES & BENEFITS                 | 16,719,862.00         | 19,610,400.00         | 17,417,952.00         | 19,424,233.00         |
| MILEAGE & SUBSISTENCE                      | 462,096.00            | 687,261.00            | 365,014.00            | 421,099.00            |
| MEMBERSHIPS, DUES & REGISTRATION FEES      | 345,960.00            | 408,253.00            | 301,985.00            | 267,235.00            |
| FREIGHT                                    | 34,830.00             | 44,075.00             | 37,098.00             | 46,700.00             |
| POSTAGE                                    | 56,324.00             | 76,864.00             | 74,281.00             | 92,068.00             |
| TELEPHONE & COMMUNICATIONS SERVICE         | 297,888.00            | 383,033.00            | 346,211.00            | 388,731.00            |
| PHOTOCOPYING & PRINTING                    | 151,447.00            | 213,928.00            | 80,081.00             | 190,663.00            |
| ADVERTISING                                | 229,361.00            | 279,783.00            | 219,213.00            | 224,780.00            |
| ACCOUNTING & AUDIT SERVICES                | 115,442.00            | 80,000.00             | 75,983.00             | 80,000.00             |
| LEGAL SERVICES                             | 203,792.00            | 187,250.00            | 218,160.00            | 210,750.00            |
| ENGINEERING SERVICES                       | 1,469,716.00          | 1,408,783.00          | 1,073,441.00          | 1,011,628.00          |
| ASSESSMENT SERVICES                        | 349,973.00            | 296,270.00            | 331,651.00            | 350,105.00            |
| CONTRACTED SERVICES - GENERAL              | 3,459,066.00          | 5,235,599.00          | 4,893,502.00          | 5,387,964.00          |
| CONTRACTED REPAIRS & MAINTENANCE           | 1,311,846.00          | 1,142,757.00          | 558,167.00            | 1,125,656.00          |
| LAND, BUILDING AND EQUIPMENT RENTALS       | 316,422.00            | 341,880.00            | 313,410.00            | 319,864.00            |
| LICENSES & PERMITS                         | 36,577.00             | 46,420.00             | 29,606.00             | 38,700.00             |
| INSURANCE                                  | 320,048.00            | 310,680.00            | 337,492.00            | 333,332.00            |
| SOFTWARE SUPPORT                           | 255,070.00            | 480,911.00            | 496,349.00            | 382,731.00            |
| CONSUMABLE SUPPLIES                        | 4,109,824.00          | 5,493,445.00          | 4,966,949.00          | 5,993,919.00          |
| PURCHASE OF NATURAL GAS                    | 1,553,052.00          | 1,760,000.00          | 2,338,645.00          | 2,060,000.00          |
| UTILITIES                                  | 1,771,683.00          | 1,671,577.00          | 1,430,538.00          | 1,508,435.00          |
| NON CAPITAL ASSETS                         | 754,786.00            | 566,030.00            | 465,385.00            | 777,049.00            |
| GRANTS TO NON GOVERNMENT ORGANIZATIONS     | 1,386,535.00          | 3,038,383.00          | 2,365,581.00          | 2,938,805.00          |
| INTEREST & BANK CHARGES                    | 53,238.00             | 40,500.00             | 47,376.00             | 47,005.00             |
| DEBENTURE PAYMENTS                         | 7,459,378.00          | 7,477,260.00          | 7,460,482.00          | 7,477,257.00          |
| ALLOWANCE FOR DOUBTFUL ACCOUNTS            | 302,505.00            | .00                   | 138,453.00            | .00                   |
| TRANSFER TO OPERATING RESERVES             | 346,113.00            | .00                   | 269,178.00            | .00                   |
| <b>TOTAL: OPERATING EXPENSES BY OBJECT</b> | <b>43,872,835.00</b>  | <b>51,281,342.00</b>  | <b>46,652,181.00</b>  | <b>51,098,709.00</b>  |
| <b>OPERATING SURPLUS</b>                   | <b>-16,219,039.00</b> | <b>-12,585,250.00</b> | <b>-20,313,016.00</b> | <b>-32,288,652.00</b> |

Type: Municipal  
 PERIOD: 2015/12/31

|                                | 2013<br>SPENT         | 2014<br>BUDGET       | 2014<br>SPENT        | 2015<br>BUDGET        |
|--------------------------------|-----------------------|----------------------|----------------------|-----------------------|
| <b>CAPITAL REVENUES</b>        |                       |                      |                      |                       |
| SALE OF EQUIPMENT & VEHICLES   | -132,723.00           | -55,500.00           | 193,606.00           | -77,000.00            |
| FEDERAL & PROVINCIAL GRANTS    | -8,238,514.00         | -1,101,723.00        | -1,146,969.00        | -1,328,202.00         |
| NON GOVERNMENT CONTRIBUTIONS   | -2,736,390.00         | -372,077.00          | -558,867.00          | -322,400.00           |
| TRANSFERS FROM RESERVES        | -12,027,781.00        | -7,656,293.00        | -8,098,668.00        | -8,660,096.00         |
| <b>TOTAL: CAPITAL REVENUES</b> | <b>-23,135,407.00</b> | <b>-9,185,593.00</b> | <b>-9,610,897.00</b> | <b>-10,387,698.00</b> |

**CAPITAL EXPENDITURES**

|                                 |              |              |            |              |
|---------------------------------|--------------|--------------|------------|--------------|
| WATER TOWER/COMMUNICATION PROJ  | .00          | 18,000.00    | .00        | 18,000.00    |
| RANGE ROAD 161                  | .00          | 60,000.00    | 17,593.00  | 42,407.00    |
| HWY 881 WALKING TRAIL           | .00          | 150,000.00   | .00        | 720,000.00   |
| CURB, GUTTER & SIDEWALK         | .00          | 500,000.00   | 125,451.00 | 900,000.00   |
| BRIDGE FILE 72382               | .00          | 100,000.00   | 23,454.00  | 76,546.00    |
| BRIDGE FILE 09445 - PERMANENT   | .00          | 100,000.00   | 42,345.00  | 57,655.00    |
| HOLLOWAYCHUK ESTATES PAVING     | .00          | 100,000.00   | 58,848.00  | 41,153.00    |
| HAMLET OF LLB RESURFACING       | .00          | .00          | .00        | 1,400,000.00 |
| SIR WINSTON CHURCHILL PARK DRI  | .00          | .00          | .00        | 430,000.00   |
| 91 AVENUE ENGINEERING           | .00          | .00          | .00        | 300,000.00   |
| RR 141 (TOWER ROAD) ENGINEERING | .00          | .00          | .00        | 40,000.00    |
| SALT/SAND SHED ROAD PAVING      | .00          | .00          | .00        | 250,000.00   |
| PAVE OLD TRAIL                  | .00          | .00          | .00        | 1,500,000.00 |
| PAVE 88 AVE - HAMLET OF LLB     | .00          | .00          | .00        | 591,540.00   |
| RECONSTRUCT TWP RD 628A-MYSTIC  | .00          | .00          | .00        | 552,000.00   |
| CONSTRUCT RR 155- TWP 670-672   | .00          | .00          | .00        | 15,000.00    |
| NIPEWON ROAD - ENGINEERING      | .00          | .00          | .00        | 70,000.00    |
| TWP 684A - ENGINEERING          | .00          | .00          | .00        | 60,000.00    |
| CONSTRUCT 99 AVENUE SIDEWALK    | .00          | .00          | .00        | 224,000.00   |
| CONSTRUCT TWP 690 SOUTH BORDER  | .00          | .00          | .00        | 150,000.00   |
| CONST. 107 ST-PARKLAND 2 MOTEL  | .00          | .00          | .00        | 112,000.00   |
| CONSTRUCT PLAMONDON WALK TRAIL  | .00          | .00          | .00        | 300,000.00   |
| SOLAR PEDESTRIAN CROSSING LIGH  | .00          | .00          | .00        | 100,000.00   |
| AIRPORT IMPROVEMENTS            | .00          | .00          | .00        | 350,000.00   |
| PLAMONDON WATER & SEWER         | 3,701,426.00 | 688,195.00   | 441,993.00 | 725,000.00   |
| WATER TREATMENT PLANT UPGRADE   | 41,059.00    | 38,941.00    | .00        | .00          |
| LAKESHORE STORM WATER           | 9,695.00     | 370,305.00   | 22,090.00  | 348,215.00   |
| 101 AVENUE LANE STORM SEWER     | 26,874.00    | 500,000.00   | 2,374.00   | 2,898,153.00 |
| EAGLE HAUNT WATER & SEWER       | .00          | 600,000.00   | 376,128.00 | 223,872.00   |
| CLAUDE LAKE WATER & SEWER       | .00          | 1,150,000.00 | 542,176.00 | 607,824.00   |
| PLAMONDON RV DISPOSAL SITE      | .00          | 100,000.00   | 16,205.00  | .00          |
| MISSION BEACH W/S DESIGN        | .00          | 172,000.00   | 94,201.00  | 77,799.00    |
| 101ST/101AVE/LAKEVIEW CRES W/S  | .00          | 188,000.00   | 74,826.00  | 113,174.00   |
| ENGINEER - 99ST BTW 99-94 AVE   | .00          | .00          | .00        | 53,000.00    |
| ENGINEER - 95 ST BTW 99-94 AVE  | .00          | .00          | .00        | 56,500.00    |

5/13/15 13:11:26

## CAPITAL REVENUES &amp; EXPENDITURES

(GL03250)

## 2015 OPERATING BUDGET

Type: Municipal  
PERIOD: 2015/12/31

|                                | 2013         | 2014         | 2014         | 2015         |
|--------------------------------|--------------|--------------|--------------|--------------|
|                                | SPENT        | BUDGET       | SPENT        | BUDGET       |
| ENG.- 102 AV & CHURCHILL DR    | .00          | .00          | .00          | 90,000.00    |
| SENTINEL PARK WATER/SEWER INST | .00          | .00          | .00          | 200,000.00   |
| SOUTH SEWAGE LIFT STATION      | 138,638.00   | 40,000.00    | .00          | 40,000.00    |
| BNR PLANT                      | 1,423,175.00 | 536,584.00   | 287,485.00   | 250,000.00   |
| S SEWAGE MAIN LINE ALTERATIONS | 1,774,904.00 | 101,000.00   | 58,894.00    | 42,106.00    |
| HIWAY 55 GRAVITY SEWER         | 1,191,737.00 | 4,376,214.00 | 2,744,014.00 | 1,632,200.00 |
| FIELD LAKE PIPELINE REMOVAL    | .00          | 50,000.00    | .00          | 50,000.00    |
| TRANSFER STATIONS/RECLAMATION  | .00          | .00          | .00          | 11,844.00    |
| PLAMONDON LANDFILL SITE        | 34,250.00    | 70,000.00    | 96,480.00    | 11,844.00    |
| RICH LAKE LANDFILL SITE        | 42,514.00    | .00          | 13,072.00    | 2,487.00     |
| BEAVER LAKE LANDFILL SITE      | 186,748.00   | 100,000.00   | 48,185.00    | .00          |
| CLASS 3 CELL                   | .00          | .00          | .00          | 150,000.00   |
| PLAMONDON LANDFILL STORM WATER | .00          | .00          | .00          | 77,000.00    |
| PLAMONDON LANDFILL FENCE       | .00          | .00          | .00          | 50,000.00    |
| NATURAL GAS SUPPLY LINE        | .00          | 765,000.00   | .00          | 765,000.00   |
| LLB WEST NAT GAS LINE LOOP     | .00          | 75,000.00    | 20,868.00    | 54,132.00    |
| HIGH PRESSURE GAS TRANS LINE   | .00          | .00          | .00          | 500,000.00   |
| LLB SOUTH NAT GAS LINE LOOP    | .00          | .00          | .00          | 40,000.00    |
| SIDEWALK CONSTRUCTION          | .00          | .00          | .00          | 15,000.00    |
| PLAYGROUND EQUIPMENT           | .00          | 112,000.00   | .00          | 112,000.00   |
| CHURCHILL DRIVE VIEWING DECK   | .00          | 40,000.00    | 1,512.00     | 38,488.00    |
| SPRAY PARK                     | .00          | 840,400.00   | 230,505.00   | 609,895.00   |
| MCARTHUR PARK LANDSCAPING      | .00          | 115,390.00   | .00          | 115,390.00   |
| LLB LAKE BOAT LAUNCH           | .00          | .00          | .00          | 300,000.00   |
| COUNTY BOAT LAUNCH DEVELOP PRG | .00          | .00          | .00          | 100,000.00   |
| BUILDING PURCHASE              | .00          | .00          | .00          | 1,700,000.00 |
| SALT SHED & PAD                | .00          | 700,000.00   | 128,596.00   | 571,404.00   |
| GRADER SHOP - PLAMONDON        | .00          | .00          | .00          | 200,000.00   |
| OFFICE TRAILER USED (BEAVERLAK | .00          | .00          | .00          | 60,000.00    |
| BRIDGING TO NEW HIGH SCHOOL    | 2,635,030.00 | 700,379.00   | 717,796.00   | .00          |
| BOLD CENTER UPGRADES           | .00          | 250,000.00   | .00          | 450,000.00   |
| RETRACTABLE LOCKING SCREENS    | .00          | 25,000.00    | .00          | 9,000.00     |
| DIVIDER CURTAIN                | .00          | .00          | .00          | 27,000.00    |
| MCARTHUR PARK WASHROOM         | .00          | 241,120.00   | .00          | 241,120.00   |
| GOLF COURSE SHOP               | .00          | 500,000.00   | 15,603.00    | 484,397.00   |
| ALEXANDER HAMILTON PARK SHELTE | .00          | .00          | .00          | 40,000.00    |
| PHOTOCOPIER                    | .00          | .00          | .00          | 10,000.00    |
| SERVER REPLACEMENT             | .00          | 30,000.00    | .00          | 15,050.00    |
| BACKUP STORAGE HARDWARE        | .00          | .00          | .00          | 102,000.00   |
| FIREWALL REPLACEMENT           | .00          | .00          | .00          | 85,000.00    |
| FIRE FIGHTING - EQUIPMENT      | 77,753.00    | 279,188.00   | 188,895.00   | .00          |
| COMMON SERVICES - EQUIPMENT    | 1,439,698.00 | 1,248,810.00 | 1,165,123.00 | 1,028,785.00 |
| GPS EQUIPMENT                  | .00          | 200,000.00   | 150,860.00   | .00          |
| WTP EQUIPMENT - ALGAE REMOVAL  | .00          | 127,000.00   | 27,464.00    | 99,536.00    |
| WATER TREATMENT PLANT GENERATO | .00          | .00          | .00          | 481,000.00   |
| LIFT STATION DIGESTER          | .00          | .00          | .00          | 27,000.00    |
| RODDER MACHINE                 | .00          | .00          | .00          | 8,000.00     |
| METHANE LASER DETECTOR         | .00          | 13,000.00    | .00          | .00          |

Type: Municipal  
 PERIOD: 2015/12/31

|                                    | 2013<br>SPENT        | 2014<br>BUDGET       | 2014<br>SPENT        | 2015<br>BUDGET       |
|------------------------------------|----------------------|----------------------|----------------------|----------------------|
| MAIN VALVE CHANGING TOOL           | .00                  | .00                  | .00                  | 9,000.00             |
| HYDROLAB & SURVEYOR                | .00                  | .00                  | .00                  | 24,595.00            |
| BLEACHERS IN FIELD HOUSE           | .00                  | 25,000.00            | .00                  | 25,000.00            |
| BOLD CENTER BACKUP GENERATOR       | .00                  | .00                  | .00                  | 150,000.00           |
| NEW SHOP EQUIPMENT                 | .00                  | .00                  | .00                  | 90,000.00            |
| RESCUE VEHICLES                    | 219,677.00           | 903,924.00           | 784,339.00           | .00                  |
| TRANKER #1                         | .00                  | .00                  | .00                  | 475,000.00           |
| SSV REPLACEMENT                    | .00                  | .00                  | .00                  | 75,000.00            |
| WILD RESPONSE UNIT - EMS QUAD      | .00                  | .00                  | .00                  | 10,000.00            |
| PEACE OFFICER VEHICLE REPLACEM     | .00                  | .00                  | .00                  | 40,000.00            |
| COMMON SERVICES - VEHICLES         | 1,201,693.00         | 302,920.00           | 204,311.00           | 350,000.00           |
| ORTHO PHOTOS                       | 176,555.00           | 55,000.00            | 28,685.00            | 26,315.00            |
| MOBILE DEVICE MANAGEMENT           | .00                  | .00                  | .00                  | 20,000.00            |
| EMAIL ARCHIVE                      | .00                  | .00                  | .00                  | 20,000.00            |
| BELLAMY SOFTWARE UPGRADE           | .00                  | .00                  | .00                  | 192,489.00           |
| TRANSFERS TO RESERVE               | .00                  | .00                  | 26,315.00            | .00                  |
| TRANSFER TO RESERVE                | 110,399.00           | .00                  | 15,050.00            | .00                  |
| TRANSFER TO RESERVE                | 575,673.00           | .00                  | .00                  | .00                  |
| TRANSFER TO RESERVE                | .00                  | .00                  | 6,085.00             | .00                  |
| TRANSFER TO RESERVE                | .00                  | .00                  | 27,552,601.00        | .00                  |
| TRANSFER TO RESERVES               | 109,246.00           | .00                  | 3,109,536.00         | .00                  |
| TRANSFER TO RESERVE                | 1,646,746.00         | .00                  | 586,584.00           | .00                  |
| TRANSFER TO RESERVES               | .00                  | .00                  | 26,175.00            | .00                  |
| TRANSFER TO RESERVE                | .00                  | .00                  | 840,000.00           | .00                  |
| TRAMSFER TO RESERVE                | .00                  | .00                  | 284,000.00           | .00                  |
| TRANSFER TO RESERVE                | .00                  | .00                  | 1,848,910.00         | .00                  |
| <b>TOTAL: CAPITAL EXPENDITURES</b> | <b>16,763,490.00</b> | <b>17,658,370.00</b> | <b>43,045,625.00</b> | <b>25,807,915.00</b> |
| <b>NET CAPITAL EXPENDITURES</b>    | <b>-6,371,916.00</b> | <b>8,472,777.00</b>  | <b>33,434,729.00</b> | <b>15,420,217.00</b> |

5/13/15 13:11:28  
(GL03250)

GENERAL MUNICIPAL REVENUES  
2015 OPERATING BUDGET

Type: Municipal  
PERIOD: 2015/12/31

|                                       | 2013                  | 2014                  | 2014                  | 2015                  |
|---------------------------------------|-----------------------|-----------------------|-----------------------|-----------------------|
|                                       | SPENT                 | BUDGET                | SPENT                 | BUDGET                |
| <b>GENERAL MUNICIPAL REVENUES</b>     |                       |                       |                       |                       |
| <b>PROPERTY TAXES</b>                 |                       |                       |                       |                       |
| RESIDENTIAL                           | -5,568,398.00         | -5,729,920.00         | -5,706,257.00         | -5,948,804.00         |
| NON RESIDENTIAL                       | -6,914,205.00         | -7,833,301.00         | -7,577,082.00         | -9,016,704.00         |
| FARMLAND                              | -139,366.00           | -114,926.00           | -136,409.00           | -112,634.00           |
| MACHINERY & EQUIPMENT                 | -14,940,885.00        | -17,194,121.00        | -17,224,698.00        | -29,299,653.00        |
| LINEAR PROPERTY                       | -21,812,882.00        | -23,650,649.00        | -23,699,328.00        | -29,012,936.00        |
| ELECTRIC POWER GENERATION             | -3,086.00             | -3,160.00             | -3,166.00             | -3,217.00             |
| FEDERAL RESIDENTIAL                   | -2,612.00             | .00                   | -2,569.00             | -2,368.00             |
| FEDERAL NON RESIDENTIAL               | -27,929.00            | .00                   | -23,170.00            | -25,946.00            |
| PROVINCIAL RESIDENTIAL                | -39,801.00            | .00                   | -38,982.00            | -36,501.00            |
| PROVINCIAL NON RESIDENTIAL            | -180,015.00           | .00                   | -180,837.00           | -175,256.00           |
| <b>TOTAL PROPERTY TAXES</b>           | <b>-49,629,179.00</b> | <b>-54,526,077.00</b> | <b>-54,592,497.00</b> | <b>-73,634,019.00</b> |
| ALBERTA SCHOOL FOUNDATION REQUISITION | 7,645,266.00          | 7,778,873.00          | 7,761,847.00          | 8,338,712.00          |
| GREATER NORTH FOUNDATION REQUISITION  | 827,543.00            | 794,450.00            | 794,450.00            | 846,703.00            |
| <b>TOTAL REQUISITIONS</b>             | <b>8,472,808.00</b>   | <b>8,573,323.00</b>   | <b>8,556,297.00</b>   | <b>9,185,415.00</b>   |
| <b>NET PROPERTY TAXES</b>             | <b>-41,156,370.00</b> | <b>-45,952,754.00</b> | <b>-46,036,200.00</b> | <b>-64,448,604.00</b> |
| OIL WELL DRILLING LICENSES            | -163,608.00           | -160,000.00           | -156,406.00           | -100,000.00           |
| SALE OF GOODS & SERVICES              | .00                   | .00                   | .00                   | .00                   |
| PENALTIES & COSTS                     | -204,743.00           | -219,000.00           | -189,969.00           | -190,000.00           |
| LICENSES & PERMITS                    | .00                   | .00                   | .00                   | .00                   |
| WORKERS' COMPENSATION REBATE          | .00                   | .00                   | -95,922.00            | .00                   |
| FINES                                 | .00                   | .00                   | .00                   | .00                   |
| INTEREST & DIVIDENDS                  | -642,630.00           | -574,000.00           | -984,425.00           | -645,500.00           |
| LEASES & RENTALS                      | -10,962.00            | -80,000.00            | -9,722.00             | -10,000.00            |
| COST RECOVERIES                       | .00                   | .00                   | .00                   | .00                   |
| GAIN/LOSS - SALE OF CAPITAL ASSETS    | -18,166.00            | .00                   | -902,656.00           | -980,000.00           |
| FEDERAL & PROVINCIAL GRANTS           | -4,000,000.00         | -3,000,000.00         | -3,000,000.00         | -2,000,000.00         |
| NON GOVERNMENT GRANTS                 | .00                   | .00                   | .00                   | .00                   |
| TRANSFER FROM RESERVES                | .00                   | .00                   | .00                   | .00                   |
| <b>TOTAL: REVENUES</b>                | <b>-46,196,478.00</b> | <b>-49,985,754.00</b> | <b>-51,375,301.00</b> | <b>-68,374,104.00</b> |



Type: Municipal  
PERIOD: 2015/12/31

|                                | 2013<br>SPENT | 2014<br>BUDGET | 2014<br>SPENT | 2015<br>BUDGET |
|--------------------------------|---------------|----------------|---------------|----------------|
| <b>EXPENSES</b>                |               |                |               |                |
| GENERAL OPERATIONS             | 39,313.00     | 47,850.00      | 31,275.00     | 37,450.00      |
| MAYOR`S FORUM                  | 3,679.00      | .00            | .00           | .00            |
| MAYORS GOLF TOURNAMENT         | 33,614.00     | 35,000.00      | 22,011.00     | 23,000.00      |
| <b>W AUSTIN</b>                |               |                |               |                |
| SALARIES & WAGES (WA)          | 4,590.00      | 27,540.00      | 28,050.00     | 27,540.00      |
| OTH REMUNERATION/PER DIEM (WA) | 6,875.00      | 33,000.00      | 39,375.00     | 43,375.00      |
| EMPLOYEE BENEFITS (WA)         | 806.00        | 8,070.00       | 8,388.00      | 8,005.00       |
| WCB (WA)                       | 194.00        | .00            | 892.00        | .00            |
| REGISTRATION FEES (WA)         | 1,219.00      | 3,000.00       | 4,167.00      | 3,600.00       |
| SUBSISTENCE (WA)               | 2,226.00      | 6,000.00       | 4,611.00      | 7,200.00       |
| COMMUNICATIONS (WA)            | 300.00        | 2,040.00       | 2,100.00      | 2,500.00       |
| MILEAGE (WA)                   | 1,305.00      | 17,749.00      | 8,561.00      | 8,616.00       |
| TOTAL - W AUSTIN               | 17,515.00     | 97,399.00      | 96,144.00     | 100,836.00     |
| <b>R RICHARD</b>               |               |                |               |                |
| SALARIES & WAGES               | 28,435.00     | 30,040.00      | 29,045.00     | 27,540.00      |
| PER DIEMS                      | 32,375.00     | 33,000.00      | 34,500.00     | 40,750.00      |
| EMPLOYEE BENEFITS              | 8,293.00      | 8,070.00       | 7,255.00      | 8,005.00       |
| WCB                            | 158.00        | .00            | 846.00        | .00            |
| REGISTRATION FEES (RR)         | 3,744.00      | 3,000.00       | 2,579.00      | 3,600.00       |
| SUBSISTENCE                    | 8,198.00      | 6,000.00       | 4,057.00      | 7,200.00       |
| COMMUNICATIONS                 | 1,667.00      | 2,040.00       | 1,845.00      | 2,500.00       |
| MILEAGE                        | 6,550.00      | 12,749.00      | 6,105.00      | 7,273.00       |
| TOTAL - R RICHARD              | 89,419.00     | 94,899.00      | 86,232.00     | 96,868.00      |
| <b>R OLSON</b>                 |               |                |               |                |
| SALARIES & WAGES (RO)          | 4,590.00      | 27,540.00      | 27,540.00     | 27,540.00      |
| OTH REMUNERATION/PER DIEM (RO) | 3,125.00      | 33,000.00      | 37,600.00     | 44,250.00      |
| EMPLOYEE BENEFITS (RO)         | 1,614.00      | 8,070.00       | 8,236.00      | 8,005.00       |
| WCB (RO)                       | 130.00        | .00            | 868.00        | .00            |
| REGISTRATION FEES (RO)         | 1,219.00      | 3,000.00       | 1,280.00      | 3,600.00       |
| SUBSISTENCE (RO)               | 1,341.00      | 6,000.00       | 2,221.00      | 7,200.00       |
| COMMUNICATIONS (RO)            | 625.00        | 2,040.00       | 4,005.00      | 2,500.00       |
| MILEAGE (RO)                   | 609.00        | 12,749.00      | 7,569.00      | 8,468.00       |
| TOTAL - R OLSON                | 13,252.00     | 92,399.00      | 89,321.00     | 101,563.00     |

Type: Municipal  
 PERIOD: 2015/12/31

|                                | 2013      | 2014      | 2014       | 2015      |
|--------------------------------|-----------|-----------|------------|-----------|
|                                | SPENT     | BUDGET    | SPENT      | BUDGET    |
| <b>D PHILLIPS</b>              |           |           |            |           |
| SALARIES & WAGES (DP)          | 4,590.00  | 27,540.00 | 27,930.00  | 27,540.00 |
| OTH REMUNERATION/PER DIEM (DP) | .00       | 33,000.00 | 39,725.00  | 31,750.00 |
| EMPLOYEE BENEFITS (DP)         | 1,138.00  | 8,070.00  | 7,671.00   | 8,005.00  |
| WCB (DP)                       | 77.00     | .00       | 897.00     | .00       |
| REGISTRATION FEES (DP)         | 1,219.00  | 3,000.00  | 2,485.00   | 4,200.00  |
| SUBSISTENCE (DP)               | 1,993.00  | 6,000.00  | 5,434.00   | 7,200.00  |
| COMMUNICATIONS (DP)            | 300.00    | 2,040.00  | 2,000.00   | 2,500.00  |
| MILEAGE (DP)                   | 832.00    | 12,749.00 | 3,023.00   | 4,664.00  |
| STAFF RELATIONS (DP)           | .00       | .00       | 45.00      | .00       |
| TOTAL - D PHILLIPS             | 10,149.00 | 92,399.00 | 89,210.00  | 85,859.00 |
| <b>MJ SIEBOLD</b>              |           |           |            |           |
| SALARIES & WAGES (MJ)          | 27,585.00 | 27,540.00 | 27,540.00  | 27,540.00 |
| OTH REMUNERATION/PER DIEM (MJ) | 16,450.00 | 33,000.00 | 26,950.00  | 35,000.00 |
| EMPLOYEE BENEFITS (MJ)         | 7,613.00  | 8,070.00  | 7,379.00   | 8,005.00  |
| WCB (MJ)                       | 54.00     | .00       | 729.00     | .00       |
| REGISTRATION FEES (MJ)         | 1,499.00  | 3,000.00  | 855.00     | 3,600.00  |
| SUBSISTENCE (MJ)               | 3,825.00  | 6,000.00  | 1,328.00   | 7,200.00  |
| COMMUNICATIONS (MJ)            | 2,140.00  | 2,040.00  | 2,136.00   | 2,500.00  |
| MILEAGE (MJ)                   | 1,188.00  | 10,749.00 | 1,674.00   | 8,075.00  |
| TOTAL - MJ SIEBOLD             | 60,353.00 | 90,399.00 | 68,591.00  | 91,920.00 |
| <b>T THOMPSON</b>              |           |           |            |           |
| SALARIES & WAGES (TT)          | 27,585.00 | 27,540.00 | 28,278.00  | 27,540.00 |
| OTH REMUNERATION/PER DIEM (TT) | 18,032.00 | 33,000.00 | 33,600.00  | 31,250.00 |
| EMPLOYEE BENEFITS (TT)         | 6,235.00  | 8,070.00  | 6,235.00   | 8,005.00  |
| WCB (TT)                       | 121.00    | .00       | 827.00     | .00       |
| REGISTRATION FEES (TT)         | 2,443.00  | 3,000.00  | 5,734.00   | 4,200.00  |
| SUBSISTENCE (TT)               | 5,313.00  | 6,000.00  | 8,145.00   | 7,200.00  |
| COMMUNICATIONS (TT)            | 2,339.00  | 2,040.00  | 3,774.00   | 2,500.00  |
| MILEAGE (TT)                   | 2,679.00  | 10,749.00 | 4,665.00   | 8,628.00  |
| TOTAL - T THOMPSON             | 64,747.00 | 90,399.00 | 91,258.00  | 89,323.00 |
| <b>J NOWAK</b>                 |           |           |            |           |
| SALARIES & WAGES               | 27,585.00 | 30,040.00 | 32,999.00  | 32,000.00 |
| PER DIEMS                      | 28,125.00 | 33,000.00 | 39,875.00  | 35,750.00 |
| EMPLOYEE BENEFITS              | 7,999.00  | 8,070.00  | 7,477.00   | 8,065.00  |
| WCB                            | 184.00    | .00       | 971.00     | .00       |
| REGISTRATION FEES              | 3,213.00  | 3,000.00  | 4,450.00   | 3,600.00  |
| SUBSISTENCE                    | 8,256.00  | 6,000.00  | 9,154.00   | 7,200.00  |
| COMMUNICATIONS                 | 1,961.00  | 2,040.00  | 1,850.00   | 2,500.00  |
| MILEAGE                        | 3,548.00  | 4,549.00  | 5,045.00   | 7,262.00  |
| STAFF RELATIONS                | .00       | .00       | 45.00      | .00       |
| TOTAL - J NOWAK                | 80,870.00 | 86,699.00 | 101,866.00 | 96,377.00 |

Type: Municipal  
PERIOD: 2015/12/31

|                                | 2013       | 2014       | 2014       | 2015       |
|--------------------------------|------------|------------|------------|------------|
|                                | SPENT      | BUDGET     | SPENT      | BUDGET     |
| H HAYMOUR                      |            |            |            |            |
| SALARIES & WAGES (JH)          | 11,340.00  | 30,040.00  | 27,540.00  | 27,540.00  |
| OTH REMUNERATION/PER DIEM (JH) | .00        | 33,000.00  | 29,375.00  | 33,500.00  |
| EMPLOYEE BENEFITS (JH)         | 1,358.00   | 8,070.00   | 6,512.00   | 8,005.00   |
| WCB (JH)                       | 197.00     | .00        | 761.00     | .00        |
| REGISTRATION FEES (JH)         | 1,219.00   | 3,000.00   | 3,430.00   | 3,600.00   |
| SUBSISTENCE (JH)               | 2,642.00   | 6,000.00   | 5,503.00   | 7,200.00   |
| COMMUNICATIONS (JH)            | 105.00     | 2,040.00   | 821.00     | 2,040.00   |
| MILEAGE (JH)                   | 812.00     | 4,549.00   | 2,589.00   | 2,552.00   |
| TOTAL - H HAYMOUR              | 17,674.00  | 86,699.00  | 76,531.00  | 84,437.00  |
| O MOGHRABI                     |            |            |            |            |
| SALARIES                       | .00        | .00        | 21,266.00  | 47,940.00  |
| PER DIEMS                      | .00        | .00        | 14,885.00  | 46,500.00  |
| EMPLOYEE BENEFITS              | .00        | .00        | 1,209.00   | 8,129.00   |
| WCB                            | .00        | .00        | 280.00     | .00        |
| REGISTRATIONS FEES             | .00        | .00        | 1,238.00   | 3,600.00   |
| SUBSISTENCE                    | .00        | .00        | 1,436.00   | 7,200.00   |
| COMMUNICATIONS                 | .00        | .00        | 597.00     | 2,500.00   |
| MILEAGE                        | .00        | .00        | 1,141.00   | 8,945.00   |
| STAFF RELATIONS                | .00        | .00        | .00        | 1,000.00   |
| TOTAL - O MOGHRABI             | .00        | .00        | 42,052.00  | 125,814.00 |
| -----                          |            |            |            |            |
| TOTAL: EXPENSES                | 430,585.00 | 814,142.00 | 794,490.00 | 933,447.00 |
| -----                          |            |            |            |            |
| TOTAL: COUNCIL                 | 430,585.00 | 814,142.00 | 794,490.00 | 933,447.00 |
| -----                          |            |            |            |            |

Type: Municipal  
PERIOD: 2015/12/31

|   | 2013<br>SPENT       | 2014<br>BUDGET      | 2014<br>SPENT       | 2015<br>BUDGET      |
|---|---------------------|---------------------|---------------------|---------------------|
| <b>GENERAL ADMINISTRATION</b>           |                     |                     |                     |                     |
| SALARIES, WAGES & BENEFITS              | 3,585,433.00        | 4,486,306.00        | 3,648,636.00        | 4,364,578.00        |
| MILEAGE & SUBSISTENCE                   | 160,683.00          | 235,370.00          | 83,652.00           | 115,567.00          |
| MEMBERSHIPS, DUES & REGISTRATION FEES   | 93,314.00           | 122,354.00          | 79,078.00           | 73,726.00           |
| FREIGHT                                 | 2,388.00            | 2,700.00            | 1,261.00            | 3,450.00            |
| COMMUNICATIONS SERVICES                 | 171,919.00          | 219,167.00          | 173,825.00          | 231,537.00          |
| ADVERTISING                             | 112,208.00          | 107,318.00          | 92,861.00           | 91,270.00           |
| ACCOUNTING & AUDIT SERVICES             | 114,162.00          | 80,000.00           | 74,783.00           | 80,000.00           |
| LEGAL SERVICES                          | 127,584.00          | 95,000.00           | 81,271.00           | 75,000.00           |
| ENGINEERING SERVICES                    | 9,800.00            | .00                 | .00                 | .00                 |
| ASSESSMENT SERVICES                     | 349,973.00          | 296,270.00          | 331,638.00          | 350,105.00          |
| CONTRACTED SERVICES - GENERAL           | 518,708.00          | 340,718.00          | 117,435.00          | 451,074.00          |
| CONTRACTED REPAIRS & MAINTENANCE        | .00                 | 5,000.00            | .00                 | 5,000.00            |
| LAND, BUILDING AND EQUIPMENT RENTALS    | 84,185.00           | 137,230.00          | 75,198.00           | 83,790.00           |
| LICENSES & PERMITS                      | 6,079.00            | 4,200.00            | 8,597.00            | 9,300.00            |
| INSURANCE                               | 65,664.00           | 66,060.00           | 58,610.00           | 66,501.00           |
| SOFTWARE SUPPORT                        | 132,007.00          | 416,011.00          | 407,070.00          | 259,871.00          |
| CONSUMABLE SUPPLIES                     | 191,733.00          | 172,115.00          | 118,825.00          | 156,110.00          |
| PURCHASE OF NATURAL GAS                 | .00                 | .00                 | .00                 | .00                 |
| UTILITIES                               | .00                 | .00                 | .00                 | .00                 |
| NON CAPITAL ASSETS                      | 84,928.00           | 68,090.00           | 41,574.00           | 98,471.00           |
| GRANTS TO NON GOVERNMENT ORGANIZAZTIONS | 2,373.00            | 2,500.00            | 3,583.00            | 2,500.00            |
| INTEREST & BANK CHARGES                 | 52,315.00           | 40,500.00           | 47,387.00           | 47,005.00           |
| DEBENTURE PAYMENTS                      | .00                 | .00                 | .00                 | .00                 |
| ALLOWANCE FOR DOUBTFUL ACCOUNTS         | 302,505.00          | .00                 | 118,286.00          | .00                 |
| <b>TOTAL: GENERAL ADMINISTRATION</b>    | <b>6,167,961.00</b> | <b>6,896,909.00</b> | <b>5,563,568.00</b> | <b>6,564,855.00</b> |

FIRE PROTECTION  
2015 OPERATING BUDGET

Type: Municipal  
PERIOD: 2015/12/31

|   | 2013<br>SPENT       | 2014<br>BUDGET      | 2014<br>SPENT       | 2015<br>BUDGET      |
|---|---------------------|---------------------|---------------------|---------------------|
| <b>FIRE PROTECTION</b>                  |                     |                     |                     |                     |
| SALARIES, WAGES & BENEFITS              | 425,817.00          | 472,467.00          | 380,957.00          | 487,433.00          |
| MILEAGE & SUBSISTENCE                   | 23,541.00           | 34,090.00           | 10,998.00           | 13,106.00           |
| MEMBERSHIPS, DUES & REGISTRATION FEES   | 19,931.00           | 38,580.00           | 9,502.00            | 9,502.00            |
| FREIGHT                                 | 873.00              | .00                 | 2,274.00            | .00                 |
| COMMUNICATIONS SERVICES                 | 33,244.00           | 51,088.00           | 41,515.00           | 41,437.00           |
| ADVERTISING                             | 799.00              | 4,850.00            | 1,360.00            | 3,350.00            |
| ACCOUNTING & AUDIT SERVICES             | .00                 | .00                 | .00                 | .00                 |
| LEGAL SERVICES                          | 943.00              | 4,500.00            | 985.00              | 1,500.00            |
| ENGINEERING SERVICES                    | .00                 | .00                 | .00                 | .00                 |
| ASSESSMENT SERVICES                     | .00                 | .00                 | .00                 | .00                 |
| CONTRACTED SERVICES - GENERAL           | 63,708.00           | 158,000.00          | 80,467.00           | 73,290.00           |
| CONTRACTED REPAIRS & MAINTENANCE        | 167,161.00          | 202,547.00          | 69,578.00           | 164,506.00          |
| LAND, BUILDING AND EQUIPMENT RENTALS    | 54,008.00           | .00                 | 57,154.00           | 14,524.00           |
| LICENSES & PERMITS                      | 7,097.00            | 11,000.00           | 1,100.00            | .00                 |
| INSURANCE                               | 31,991.00           | 31,168.00           | 22,676.00           | 19,856.00           |
| SOFTWARE SUPPORT                        | 5,083.00            | 5,000.00            | 2,027.00            | 5,000.00            |
| CONSUMABLE SUPPLIES                     | 92,457.00           | 111,436.00          | 92,819.00           | 147,542.00          |
| PURCHASE OF NATURAL GAS                 | .00                 | .00                 | .00                 | .00                 |
| UTILITIES                               | 56,926.00           | 38,200.00           | 56,769.00           | 58,600.00           |
| NON CAPITAL ASSETS                      | 363,609.00          | 252,150.00          | 171,869.00          | 269,646.00          |
| GRANTS TO NON GOVERNMENT ORGANIZAZTIONS | .00                 | .00                 | .00                 | .00                 |
| INTEREST & BANK CHARGES                 | .00                 | .00                 | .00                 | .00                 |
| DEBENTURE PAYMENTS                      | .00                 | .00                 | .00                 | .00                 |
| <b>TOTAL: FIRE PROTECTION</b>           | <b>1,347,187.00</b> | <b>1,415,076.00</b> | <b>1,002,050.00</b> | <b>1,309,292.00</b> |

Type: Municipal  
PERIOD: 2015/12/31

|  | 2013<br>SPENT     | 2014<br>BUDGET      | 2014<br>SPENT     | 2015<br>BUDGET    |
|--|-------------------|---------------------|-------------------|-------------------|
| <b>COMMUNITY PEACE OFFICERS</b>        |                   |                     |                   |                   |
| SALARIES, WAGES & BENEFITS             | 656,268.00        | 703,538.00          | 528,717.00        | 524,061.00        |
| MILEAGE & SUBSISTENCE                  | 20,899.00         | 20,163.00           | 3,193.00          | 4,832.00          |
| MEMBERSHIPS, DUES & REGISTRATION FEES  | 21,739.00         | 34,200.00           | 6,186.00          | 5,811.00          |
| FREIGHT                                | 1,010.00          | 1,000.00            | 371.00            | 1,000.00          |
| COMMUNICATIONS SERVICES                | 24,545.00         | 27,500.00           | 26,013.00         | 25,700.00         |
| ADVERTISING                            | 2,034.00          | 2,100.00            | 375.00            | 1,500.00          |
| ACCOUNTING & AUDIT SERVICES            | .00               | .00                 | .00               | .00               |
| LEGAL SERVICES                         | 8,590.00          | 10,000.00           | 9,639.00          | 15,000.00         |
| ENGINEERING SERVICES                   | .00               | .00                 | .00               | .00               |
| ASSESSMENT SERVICES                    | .00               | .00                 | .00               | .00               |
| CONTRACTED SERVICES - GENERAL          | 34,206.00         | 84,500.00           | 68,489.00         | 144,300.00        |
| CONTRACTED REPAIRS & MAINTENANCE       | 12,613.00         | 30,000.00           | 5,467.00          | 35,000.00         |
| LAND, BUILDING AND EQUIPMENT RENTALS   | 180.00            | 3,000.00            | 1,440.00          | 1,250.00          |
| LICENSES & PERMITS                     | .00               | .00                 | .00               | .00               |
| INSURANCE                              | 916.00            | 915.00              | 2,425.00          | 2,500.00          |
| SOFTWARE SUPPORT                       | 12,163.00         | 20,300.00           | 5,055.00          | 6,960.00          |
| CONSUMABLE SUPPLIES                    | 58,398.00         | 34,090.00           | 49,127.00         | 26,160.00         |
| PURCHASE OF NATURAL GAS                | .00               | .00                 | .00               | .00               |
| UTILITIES                              | .00               | .00                 | .00               | .00               |
| NON CAPITAL ASSETS                     | 24,767.00         | 43,040.00           | 3,900.00          | 14,950.00         |
| GRANTS TO NON GOVERNMENT ORGANIZATIONS | .00               | .00                 | .00               | .00               |
| INTEREST & BANK CHARGES                | .00               | .00                 | .00               | .00               |
| DEBENTURE PAYMENTS                     | .00               | .00                 | .00               | .00               |
| <b>TOTAL: COMMUNITY PEACE OFFICERS</b> | <b>878,327.00</b> | <b>1,014,346.00</b> | <b>710,397.00</b> | <b>809,024.00</b> |

Type: Municipal  
 PERIOD: 2015/12/31

|   | 2013<br>SPENT       | 2014<br>BUDGET      | 2014<br>SPENT       | 2015<br>BUDGET      |
|---|---------------------|---------------------|---------------------|---------------------|
| <b>FACILITIES OPERATIONS &amp; MAINTENANCE</b>  |                     |                     |                     |                     |
| SALARIES, WAGES & BENEFITS                      | 523,339.00          | 741,233.00          | 647,743.00          | 771,401.00          |
| MILEAGE & SUBSISTENCE                           | 2,925.00            | 3,912.00            | 3,813.00            | 1,000.00            |
| MEMBERSHIPS, DUES & REGISTRATION FEES           | 2,758.00            | 3,300.00            | 190.00              | 190.00              |
| FREIGHT   | 1,062.00            | 1,000.00            | 168.00              | 1,000.00            |
| COMMUNICATIONS SERVICES                         | 50,408.00           | 50,983.00           | 49,328.00           | 45,158.00           |
| ADVERTISING                                     | .00                 | 250.00              | .00                 | .00                 |
| ACCOUNTING & AUDIT SERVICES                     | .00                 | .00                 | .00                 | .00                 |
| LEGAL SERVICES                                  | .00                 | .00                 | 3,523.00            | .00                 |
| ENGINEERING SERVICES                            | 47,652.00           | .00                 | .00                 | .00                 |
| ASSESSMENT SERVICES                             | .00                 | .00                 | .00                 | .00                 |
| CONTRACTED SERVICES - GENERAL                   | 52,322.00           | 13,300.00           | 38,419.00           | 39,100.00           |
| CONTRACTED REPAIRS & MAINTENANCE                | 219,175.00          | 232,000.00          | 35,494.00           | 227,500.00          |
| LAND, BUILDING AND EQUIPMENT RENTALS            | 4,965.00            | 34,000.00           | 3,095.00            | 4,000.00            |
| LICENSES & PERMITS                              | 3,555.00            | 500.00              | 453.00              | 500.00              |
| INSURANCE                                       | 35,550.00           | 33,739.00           | 35,315.00           | 33,738.00           |
| SOFTWARE SUPPORT                                | .00                 | .00                 | .00                 | .00                 |
| CONSUMABLE SUPPLIES                             | 67,747.00           | 51,000.00           | 43,964.00           | 89,500.00           |
| PURCHASE OF NATURAL GAS                         | .00                 | .00                 | .00                 | .00                 |
| UTILITIES                                       | 152,436.00          | 103,874.00          | 106,772.00          | 96,456.00           |
| NON CAPITAL ASSETS                              | 29,672.00           | 24,000.00           | 33,214.00           | 90,000.00           |
| GRANTS TO NON GOVERNMENT ORGANIZAZTIONS         | .00                 | .00                 | .00                 | .00                 |
| INTEREST & BANK CHARGES                         | .00                 | .00                 | .00                 | .00                 |
| DEBENTURE PAYMENTS                              | .00                 | .00                 | .00                 | .00                 |
| TRANSFERS TO OPERATING RESERVES                 | 120,000.00          | .00                 | .00                 | .00                 |
| <b>TOTAL: FACILITIES OPERATIONS &amp; MAINT</b> | <b>1,313,567.00</b> | <b>1,293,091.00</b> | <b>1,001,492.00</b> | <b>1,399,543.00</b> |

**EQUIPMENT OPERATIONS & MAINTENANCE**

|                                       |            |            |            |            |
|---------------------------------------|------------|------------|------------|------------|
| SALARIES, WAGES & BENEFITS            | 859,147.00 | 848,093.00 | 873,895.00 | 944,667.00 |
| MILEAGE & SUBSISTENCE                 | 1,087.00   | 1,980.00   | 1,033.00   | 803.00     |
| MEMBERSHIPS, DUES & REGISTRATION FEES | 4,651.00   | 2,455.00   | 2,387.00   | 2,387.00   |
| FREIGHT                               | 1,097.00   | 750.00     | 1,040.00   | 500.00     |
| COMMUNICATIONS SERVICES               | 27,156.00  | 51,904.00  | 36,887.00  | 37,654.00  |
| ADVERTISING                           | .00        | 1,000.00   | .00        | .00        |
| ACCOUNTING & AUDIT SERVICES           | .00        | .00        | .00        | .00        |
| LEGAL SERVICES                        | .00        | .00        | .00        | .00        |
| ENGINEERING SERVICES                  | .00        | 2,500.00   | .00        | .00        |
| ASSESSMENT SERVICES                   | .00        | .00        | .00        | .00        |
| CONTRACTED SERVICES - GENERAL         | 5,367.00   | 7,300.00   | 2,191.00   | 4,900.00   |
| CONTRACTED REPAIRS & MAINTENANCE      | 115,695.00 | 115,000.00 | 101,591.00 | 174,500.00 |
| LAND, BUILDING AND EQUIPMENT RENTALS  | 69,825.00  | 53,000.00  | 41,543.00  | 46,000.00  |
| LICENSES & PERMITS                    | 1,725.00   | 1,070.00   | 1,224.00   | 700.00     |
| INSURANCE                             | 45,070.00  | 47,469.00  | 49,598.00  | 47,469.00  |
| SOFTWARE SUPPORT                      | 4,949.00   | .00        | 5,069.00   | 10,500.00  |

5/13/15 13:11:36  
(GL03250)

COMMON SERVICES  
2015 OPERATING BUDGET

Type: Municipal  
PERIOD: 2015/12/31

|   | 2013<br>SPENT | 2014<br>BUDGET | 2014<br>SPENT | 2015<br>BUDGET |
|---|---------------|----------------|---------------|----------------|
| CONSUMABLE SUPPLIES                     | 977,828.00    | 1,283,590.00   | 1,036,318.00  | 1,037,805.00   |
| PURCHASE OF NATURAL GAS                 | .00           | .00            | .00           | .00            |
| UTILTITIES                              | .00           | .00            | .00           | .00            |
| NON CAPITAL ASSETS                      | 14,908.00     | 38,150.00      | 30,245.00     | 28,300.00      |
| GRANTS TO NON GOVERNMENT ORGANIZAZTIONS | .00           | .00            | .00           | .00            |
| INTEREST & BANK CHARGES                 | .00           | .00            | .00           | .00            |
| DEBENTURE PAYMENTS                      | .00           | .00            | .00           | .00            |
|   | -----         | -----          | -----         | -----          |
| TOTAL: EQUIPMENT OPERATIONS & MAINT     | 2,128,506.00  | 2,454,261.00   | 2,183,021.00  | 2,336,185.00   |
|   | -----         | -----          | -----         | -----          |
|   | -----         | -----          | -----         | -----          |
| TOTAL: COMMON SERVICES                  | 3,442,073.00  | 3,747,352.00   | 3,184,512.00  | 3,735,728.00   |
|   | =====         | =====          | =====         | =====          |



Type: Municipal  
PERIOD: 2015/12/31

|                                     | 2013                | 2014                | 2014                | 2015                |
|-------------------------------------|---------------------|---------------------|---------------------|---------------------|
|                                     | SPENT               | BUDGET              | SPENT               | BUDGET              |
| <b>ROADS &amp; STREETS</b>          |                     |                     |                     |                     |
| GENERAL ADMINISTRATION              | 2,868,685.00        | 3,144,592.00        | 3,052,587.00        | 3,466,417.00        |
| PROFESSIONAL DEVELOPMENT            | 20,331.00           | 20,648.00           | 8,449.00            | 8,449.00            |
| BUILDING MAINTENANCE                | 730.00              | 10,000.00           | 7,638.00            | 10,000.00           |
| APPROACH CONSTRUCTION               | 15,128.00           | 18,375.00           | 44,274.00           | 18,500.00           |
| ASPHALT REPAIR                      | 107,862.00          | 100,240.00          | 18,480.00           | 92,740.00           |
| BEAVER CONTROL                      | 22,070.00           | 22,000.00           | 8,203.00            | 16,500.00           |
| BRIDGE MAINTENANCE                  | 61,246.00           | 100,000.00          | 60,023.00           | 100,000.00          |
| BRUSHING                            | 68,111.00           | 75,000.00           | 37,799.00           | 75,000.00           |
| CULVERT MAINTENANCE                 | 22,019.00           | 60,750.00           | 27,503.00           | 44,250.00           |
| DUST CONTROL                        | 70,140.00           | 400,000.00          | 214,729.00          | 215,000.00          |
| GRAVEL PIT OPERATIONS & MAINTENANCE | 135,501.00          | 264,500.00          | 178,832.00          | 197,500.00          |
| LINE PAINTING                       | 59,578.00           | 65,000.00           | 57,492.00           | 65,000.00           |
| MOWING                              | .00                 | .00                 | .00                 | .00                 |
| OILING                              | 115,849.00          | 335,000.00          | 250,934.00          | 1,255,000.00        |
| REGRAVEL                            | 1,342,911.00        | 2,103,200.00        | 2,332,486.00        | 1,490,000.00        |
| ROAD GRADING                        | .00                 | .00                 | 11,735.00           | .00                 |
| ROADSIDE CLEANUP                    | 24,319.00           | 31,000.00           | 24,659.00           | 26,000.00           |
| SHOULDER PULLS                      | .00                 | 3,600.00            | .00                 | 3,600.00            |
| SIDEWALK REPAIRS                    | 17,890.00           | 40,000.00           | 12,440.00           | 15,000.00           |
| SIGN MAINTENANCE                    | 15,338.00           | 50,700.00           | 62,260.00           | 47,700.00           |
| SNOW & ICE CONTROL                  | 257,532.00          | 205,500.00          | 283,562.00          | 292,000.00          |
| STREET SWEEPING                     | .00                 | 40,000.00           | .00                 | .00                 |
| STREET LIGHTS                       | 202,069.00          | 185,779.00          | 249,611.00          | 240,000.00          |
| DITCHING & DRAINAGE                 | 1,806.00            | 53,500.00           | .00                 | 53,500.00           |
| RAILWAY CROSSING MAINTENANCE        | 6,436.00            | 6,200.00            | 6,621.00            | 6,200.00            |
| PATCH GRAVEL                        | 291,500.00          | 180,000.00          | 199,498.00          | 198,000.00          |
| FENCE REPAIRS                       | .00                 | 2,500.00            | 1,500.00            | 2,500.00            |
| RURAL ADDRESSING                    | .00                 | .00                 | .00                 | .00                 |
| ICE ROADS                           | 8,746.00            | .00                 | 7,582.00            | .00                 |
| HIWAY 867                           | -8,510.00           | .00                 | 15,136.00           | .00                 |
| <b>TOTAL: ROADS &amp; STREETS</b>   | <b>5,727,288.00</b> | <b>7,518,084.00</b> | <b>7,174,033.00</b> | <b>7,938,856.00</b> |

Type: Municipal  
 PERIOD: 2015/12/31

|   | 2013<br>SPENT     | 2014<br>BUDGET    | 2014<br>SPENT    | 2015<br>BUDGET    |
|---|-------------------|-------------------|------------------|-------------------|
| <b>AIRPORT OPERATIONS</b>               |                   |                   |                  |                   |
| SALARIES, WAGES & BENEFITS              | .00               | .00               | .00              | .00               |
| MILEAGE & SUBSISTENCE                   | .00               | 639.00            | 2,230.00         | 2,230.00          |
| MEMBERSHIPS, DUES & REGISTRATION FEES   | 650.00            | 1,400.00          | 1,140.00         | 500.00            |
| FREIGHT                                 | 9.00              | .00               | 59.00            | .00               |
| COMMUNICATIONS SERVICES                 | 1,849.00          | 1,800.00          | 2,146.00         | 3,800.00          |
| ADVERTISING                             | .00               | .00               | .00              | .00               |
| ACCOUNTING & AUDIT SERVICES             | .00               | .00               | .00              | .00               |
| LEGAL SERVICES                          | .00               | .00               | 250.00           | .00               |
| ENGINEERING SERVICES                    | 73,714.00         | .00               | 10,604.00        | 10,000.00         |
| ASSESSMENT SERVICES                     | .00               | .00               | .00              | .00               |
| CONTRACTED SERVICES - GENERAL           | 5,997.00          | 102,100.00        | 20,176.00        | 83,500.00         |
| CONTRACTED REPAIRS & MAINTENANCE        | 6,540.00          | 6,000.00          | 42.00            | .00               |
| LAND, BUILDING AND EQUIPMENT RENTALS    | .00               | .00               | .00              | .00               |
| LICENSES & PERMITS                      | 67.00             | .00               | 66.00            | 500.00            |
| INSURANCE                               | 3,252.00          | 3,252.00          | 2,811.00         | .00               |
| SOFTWARE SUPPORT                        | .00               | .00               | .00              | .00               |
| CONSUMABLE SUPPLIES                     | 18,972.00         | 6,000.00          | 5,863.00         | 9,600.00          |
| PURCHASE OF NATURAL GAS                 | .00               | .00               | .00              | .00               |
| UTILITIES                               | 16,545.00         | 17,100.00         | 15,491.00        | 18,000.00         |
| NON CAPITAL ASSETS                      | .00               | .00               | .00              | .00               |
| GRANTS TO NON GOVERNMENT ORGANIZAZTIONS | .00               | .00               | .00              | .00               |
| INTEREST & BANK CHARGES                 | .00               | .00               | .00              | .00               |
| DEBENTURE PAYMENTS                      | .00               | .00               | .00              | .00               |
| <b>TOTAL: AIRPORT OPERATIONS</b>        | <b>127,594.00</b> | <b>138,291.00</b> | <b>60,877.00</b> | <b>128,130.00</b> |

Type: Municipal  
PERIOD: 2015/12/31

|  | 2013                | 2014                | 2014                | 2015                |
|--|---------------------|---------------------|---------------------|---------------------|
|  | SPENT               | BUDGET              | SPENT               | BUDGET              |
| <b>WATER TREATMENT &amp; DISTRIBUTION</b>        |                     |                     |                     |                     |
| SALARIES, WAGES & BENEFITS                       | 358,816.00          | 385,035.00          | 385,176.00          | 401,158.00          |
| MILEAGE & SUBSISTENCE                            | 2,755.00            | 5,100.00            | 4,413.00            | 4,394.00            |
| MEMBERSHIPS, DUES & REGISTRATION FEES            | 5,574.00            | 4,700.00            | 4,760.00            | 4,759.00            |
| FREIGHT  | 12,407.00           | 8,250.00            | 8,051.00            | 10,600.00           |
| COMMUNICATIONS SERVICES                          | 29,354.00           | 26,850.00           | 29,002.00           | 27,350.00           |
| ADVERTISING                                      | 173.00              | 500.00              | 151.00              | 500.00              |
| ACCOUNTING & AUDIT SERVICES                      | .00                 | .00                 | .00                 | .00                 |
| LEGAL SERVICES                                   | 2,680.00            | 7,000.00            | 9,609.00            | 7,000.00            |
| ENGINEERING SERVICES                             | 21,657.00           | 289,000.00          | 244,989.00          | 185,000.00          |
| ASSESSMENT SERVICES                              | .00                 | .00                 | .00                 | .00                 |
| CONTRACTED SERVICES - GENERAL                    | 29,975.00           | 205,000.00          | 216,437.00          | 220,500.00          |
| CONTRACTED REPAIRS & MAINTENANCE                 | 105,250.00          | 147,650.00          | 123,678.00          | 173,550.00          |
| LAND, BUILDING AND EQUIPMENT RENTALS             | 1,002.00            | 8,000.00            | 833.00              | 5,500.00            |
| LICENSES & PERMITS                               | 2,945.00            | 3,000.00            | 3,796.00            | 4,000.00            |
| INSURANCE  | 27,694.00           | 27,295.00           | 29,883.00           | 30,295.00           |
| SOFTWARE SUPPORT                                 | .00                 | 5,000.00            | 1,784.00            | 2,000.00            |
| CONSUMABLE SUPPLIES                              | 379,627.00          | 337,000.00          | 360,008.00          | 399,225.00          |
| PURCHASE OF NATURAL GAS                          | .00                 | .00                 | .00                 | .00                 |
| UTILITIES  | 217,218.00          | 180,600.00          | 181,797.00          | 184,200.00          |
| NON CAPITAL ASSETS                               | 4,942.00            | 2,000.00            | 530.00              | 2,000.00            |
| GRANTS TO NON GOVERNMENT ORGANIZAZTIONS          | 12,055.00           | 215,000.00          | 10,155.00           | 215,000.00          |
| INTEREST & BANK CHARGES                          | .00                 | .00                 | .00                 | .00                 |
| DEBENTURE PAYMENTS                               | 903,644.00          | 909,136.00          | 904,536.00          | 909,135.00          |
| TRANSFERS TO OPERATING RESERVES                  | 200,000.00          | .00                 | 200,000.00          | .00                 |
| <b>TOTAL: WATER TREATMENT &amp; DISTRIBUTION</b> | <b>2,317,767.00</b> | <b>2,766,116.00</b> | <b>2,719,587.00</b> | <b>2,786,166.00</b> |

Type: Municipal  
PERIOD: 2015/12/31

|   | 2013<br>SPENT       | 2014<br>BUDGET      | 2014<br>SPENT       | 2015<br>BUDGET      |
|---|---------------------|---------------------|---------------------|---------------------|
| <b>WASTE WATER MANAGEMENT</b>           |                     |                     |                     |                     |
| SALARIES, WAGES & BENEFITS              | 347,330.00          | 372,437.00          | 381,820.00          | 397,995.00          |
| MILEAGE & SUBSISTENCE                   | 1,083.00            | 4,100.00            | 733.00              | 1,233.00            |
| MEMBERSHIPS, DUES & REGISTRATION FEES   | 2,509.00            | 2,450.00            | 2,811.00            | 2,811.00            |
| FREIGHT                                 | 1,836.00            | 3,850.00            | 2,376.00            | 3,850.00            |
| COMMUNICATIONS SERVICES                 | 8,079.00            | 9,100.00            | 10,417.00           | 10,000.00           |
| ADVERTISING                             | 93.00               | 500.00              | .00                 | 500.00              |
| ACCOUNTING & AUDIT SERVICES             | .00                 | .00                 | .00                 | .00                 |
| LEGAL SERVICES                          | 1,316.00            | 2,000.00            | 1,967.00            | 2,000.00            |
| ENGINEERING SERVICES                    | 2,321.00            | 5,000.00            | 4,746.00            | 115,000.00          |
| ASSESSMENT SERVICES                     | .00                 | .00                 | .00                 | .00                 |
| CONTRACTED SERVICES - GENERAL           | 534,242.00          | 911,000.00          | 932,496.00          | 1,027,000.00        |
| CONTRACTED REPAIRS & MAINTENANCE        | 64,516.00           | 108,700.00          | 65,747.00           | 47,700.00           |
| LAND, BUILDING AND EQUIPMENT RENTALS    | 3,606.00            | 1,500.00            | 918.00              | 1,500.00            |
| LICENSES & PERMITS                      | 759.00              | 1,000.00            | 2,114.00            | 3,000.00            |
| INSURANCE                               | 12,539.00           | 12,539.00           | 27,423.00           | 27,102.00           |
| SOFTWARE SUPPORT                        | .00                 | 10,000.00           | .00                 | 2,000.00            |
| CONSUMABLE SUPPLIES                     | 90,781.00           | 89,550.00           | 82,939.00           | 98,350.00           |
| PURCHASE OF NATURAL GAS                 | .00                 | .00                 | .00                 | .00                 |
| UTILITIES                               | 356,161.00          | 443,000.00          | 244,433.00          | 306,100.00          |
| NON CAPITAL ASSETS                      | 4,726.00            | 2,000.00            | .00                 | 4,000.00            |
| GRANTS TO NON GOVERNMENT ORGANIZAZTIONS | .00                 | .00                 | .00                 | .00                 |
| INTEREST & BANK CHARGES                 | .00                 | .00                 | .00                 | .00                 |
| DEBENTURE PAYMENTS                      | 534,315.00          | 538,111.00          | 534,903.00          | 538,111.00          |
| <b>TOTAL: WASTE WATER MANAGEMENT</b>    | <b>1,966,213.00</b> | <b>2,516,837.00</b> | <b>2,295,844.00</b> | <b>2,588,252.00</b> |

Type: Municipal  
PERIOD: 2015/12/31

|   | 2013<br>SPENT       | 2014<br>BUDGET      | 2014<br>SPENT       | 2015<br>BUDGET      |
|---|---------------------|---------------------|---------------------|---------------------|
| <b>RESOURCE RECOVERY</b>                |                     |                     |                     |                     |
| SALARIES, WAGES & BENEFITS              | 912,869.00          | 949,009.00          | 1,082,821.00        | 906,495.00          |
| MILEAGE & SUBSISTENCE                   | 55,221.00           | 62,476.00           | 53,163.00           | 49,563.00           |
| MEMBERSHIPS, DUES & REGISTRATION FEES   | 21,100.00           | 29,320.00           | 30,215.00           | 27,891.00           |
| FREIGHT                                 | 95.00               | 500.00              | 1,607.00            | 500.00              |
| COMMUNICATIONS SERVICES                 | 15,051.00           | 56,940.00           | 19,865.00           | 47,970.00           |
| ADVERTISING                             | 792.00              | 15,660.00           | 7,187.00            | 9,800.00            |
| ACCOUNTING & AUDIT SERVICES             | .00                 | .00                 | .00                 | .00                 |
| LEGAL SERVICES                          | 5,319.00            | 10,000.00           | 2,002.00            | 5,000.00            |
| ENGINEERING SERVICES                    | 239,382.00          | 53,545.00           | 138,020.00          | 75,000.00           |
| ASSESSMENT SERVICES                     | .00                 | .00                 | .00                 | .00                 |
| CONTRACTED SERVICES - GENERAL           | -14,757.00          | 521,997.00          | 534,069.00          | 710,645.00          |
| CONTRACTED REPAIRS & MAINTENANCE        | 10,280.00           | 30,000.00           | 18,209.00           | 40,200.00           |
| LAND, BUILDING AND EQUIPMENT RENTALS    | 44,962.00           | 9,500.00            | 58,166.00           | 92,370.00           |
| LICENSES & PERMITS                      | 499.00              | .00                 | 337.00              | .00                 |
| INSURANCE                               | 119.00              | 102.00              | 127.00              | 136.00              |
| SOFTWARE SUPPORT                        | .00                 | 15,000.00           | .00                 | 20,000.00           |
| CONSUMABLE SUPPLIES                     | 70,421.00           | 153,357.00          | 79,013.00           | 178,630.00          |
| PURCHASE OF NATURAL GAS                 | .00                 | .00                 | .00                 | .00                 |
| UTILITIES                               | 5,279.00            | 900.00              | 10,520.00           | 13,600.00           |
| NON CAPITAL ASSETS                      | 91,004.00           | 16,000.00           | 17,410.00           | 4,000.00            |
| GRANTS TO NON GOVERNMENT ORGANIZAZTIONS | .00                 | .00                 | .00                 | .00                 |
| INTEREST & BANK CHARGES                 | .00                 | .00                 | .00                 | .00                 |
| DEBENTURE PAYMENTS                      | .00                 | .00                 | .00                 | .00                 |
| <b>TOTAL: RESOURCE RECOVERY</b>         | <b>1,457,636.00</b> | <b>1,924,306.00</b> | <b>2,052,732.00</b> | <b>2,181,800.00</b> |

Type: Municipal  
PERIOD: 2015/12/31

|   | 2013                | 2014                | 2014                | 2015                |
|---|---------------------|---------------------|---------------------|---------------------|
|   | SPENT               | BUDGET              | SPENT               | BUDGET              |
| <b>NATURAL GAS SERVICES</b>             |                     |                     |                     |                     |
| SALARIES, WAGES & BENEFITS              | 399,353.00          | 401,379.00          | 359,432.00          | 413,702.00          |
| MILEAGE & SUBSISTENCE                   | 5,285.00            | 7,645.00            | 5,710.00            | 6,146.00            |
| MEMBERSHIPS, DUES & REGISTRATION FEES   | 21,263.00           | 22,196.00           | 30,179.00           | 23,173.00           |
| FREIGHT                                 | 4,083.00            | 6,400.00            | 4,596.00            | 6,900.00            |
| COMMUNICATIONS SERVICES                 | 1,085.00            | 3,352.00            | 1,242.00            | 3,152.00            |
| ADVERTISING                             | 414.00              | 515.00              | .00                 | 515.00              |
| ACCOUNTING & AUDIT SERVICES             | .00                 | .00                 | .00                 | .00                 |
| LEGAL SERVICES                          | 1,558.00            | 7,000.00            | 2,731.00            | 7,000.00            |
| ENGINEERING SERVICES                    | 2,688.00            | 6,000.00            | 8,076.00            | 20,000.00           |
| ASSESSMENT SERVICES                     | .00                 | .00                 | .00                 | .00                 |
| CONTRACTED SERVICES - GENERAL           | 41,133.00           | 147,800.00          | 143,978.00          | 162,300.00          |
| CONTRACTED REPAIRS & MAINTENANCE        | 66,384.00           | 128,560.00          | 84,699.00           | 76,500.00           |
| LAND, BUILDING AND EQUIPMENT RENTALS    | 1,267.00            | 9,000.00            | 546.00              | 4,000.00            |
| LICENSES & PERMITS                      | 1,856.00            | 2,750.00            | 700.00              | 2,750.00            |
| INSURANCE                               | 7,750.00            | 5,924.00            | 7,118.00            | 5,924.00            |
| SOFTWARE SUPPORT                        | .00                 | .00                 | .00                 | .00                 |
| CONSUMABLE SUPPLIES                     | 115,368.00          | 130,003.00          | 77,676.00           | 162,723.00          |
| PURCHASE OF NATURAL GAS                 | 1,553,052.00        | 1,760,000.00        | 2,338,645.00        | 2,060,000.00        |
| UTILITIES                               | 9,695.00            | 12,600.00           | 9,459.00            | 12,200.00           |
| NON CAPITAL ASSETS                      | 3,428.00            | 3,000.00            | 4,970.00            | 3,000.00            |
| GRANTS TO NON GOVERNMENT ORGANIZAZTIONS | .00                 | .00                 | .00                 | .00                 |
| INTEREST & BANK CHARGES                 | .00                 | .00                 | .00                 | .00                 |
| DEBENTURE PAYMENTS                      | .00                 | .00                 | .00                 | .00                 |
| <b>TOTAL: NATURAL GAS SERVICES</b>      | <b>2,235,662.00</b> | <b>2,654,124.00</b> | <b>3,079,757.00</b> | <b>2,969,985.00</b> |

Type: Municipal  
 PERIOD: 2015/12/31

|   | 2013<br>SPENT     | 2014<br>BUDGET      | 2014<br>SPENT     | 2015<br>BUDGET      |
|---|-------------------|---------------------|-------------------|---------------------|
| <b>SOCIAL PLANNING</b>                  |                   |                     |                   |                     |
| SALARIES, WAGES & BENEFITS              | 708,374.00        | 730,802.00          | 754,164.00        | 799,154.00          |
| MILEAGE & SUBSISTENCE                   | 13,970.00         | 20,233.00           | 12,505.00         | 13,935.00           |
| MEMBERSHIPS, DUES & REGISTRATION FEES   | 7,623.00          | 16,200.00           | 5,326.00          | 8,505.00            |
| FREIGHT                                 | 45.00             | 500.00              | 227.00            | 300.00              |
| COMMUNICATIONS SERVICES                 | 12,769.00         | 9,710.00            | 9,252.00          | 8,433.00            |
| ADVERTISING                             | 13,156.00         | 22,770.00           | 21,576.00         | 28,290.00           |
| ACCOUNTING & AUDIT SERVICES             | .00               | .00                 | .00               | .00                 |
| LEGAL SERVICES                          | 194.00            | .00                 | .00               | .00                 |
| ENGINEERING SERVICES                    | .00               | .00                 | .00               | .00                 |
| ASSESSMENT SERVICES                     | .00               | .00                 | .00               | .00                 |
| CONTRACTED SERVICES - GENERAL           | 32,037.00         | 25,590.00           | 24,520.00         | 36,910.00           |
| CONTRACTED REPAIRS & MAINTENANCE        | 191.00            | 8,300.00            | 161.00            | 4,700.00            |
| LAND, BUILDING AND EQUIPMENT RENTALS    | 425.00            | .00                 | 17,078.00         | 24,590.00           |
| LICENSES & PERMITS                      | 48.00             | .00                 | 138.00            | .00                 |
| INSURANCE                               | .00               | .00                 | 250.00            | .00                 |
| SOFTWARE SUPPORT                        | .00               | .00                 | .00               | .00                 |
| CONSUMABLE SUPPLIES                     | 41,590.00         | 50,771.00           | 18,773.00         | 49,509.00           |
| PURCHASE OF NATURAL GAS                 | .00               | .00                 | .00               | .00                 |
| UTILITIES                               | .00               | .00                 | .00               | .00                 |
| NON CAPITAL ASSETS                      | 3,354.00          | .00                 | 2,343.00          | 7,082.00            |
| GRANTS TO NON GOVERNMENT ORGANIZAZTIONS | 131,582.00        | 153,611.00          | 127,889.00        | 188,984.00          |
| INTEREST & BANK CHARGES                 | .00               | .00                 | .00               | .00                 |
| DEBENTURE PAYMENTS                      | .00               | .00                 | .00               | .00                 |
| <b>TOTAL: SOCIAL PLANNING</b>           | <b>965,357.00</b> | <b>1,038,487.00</b> | <b>994,202.00</b> | <b>1,170,392.00</b> |

Type: Municipal  
 PERIOD: 2015/12/31

|   | 2013<br>SPENT | 2014<br>BUDGET | 2014<br>SPENT   | 2015<br>BUDGET   |
|---|---------------|----------------|-----------------|------------------|
| <b>CEMETERIES</b>                       |               |                |                 |                  |
| SALARIES, WAGES & BENEFITS              | .00           | .00            | .00             | .00              |
| MILEAGE & SUBSISTENCE                   | .00           | .00            | .00             | .00              |
| MEMBERSHIPS, DUES & REGISTRATION FEES   | .00           | .00            | .00             | .00              |
| FREIGHT                                 | .00           | .00            | .00             | .00              |
| COMMUNICATIONS SERVICES                 | .00           | .00            | .00             | .00              |
| ADVERTISING                             | .00           | .00            | .00             | .00              |
| ACCOUNTING & AUDIT SERVICES             | .00           | .00            | .00             | .00              |
| LEGAL SERVICES                          | .00           | .00            | 1,900.00        | 2,500.00         |
| ENGINEERING SERVICES                    | .00           | .00            | .00             | .00              |
| ASSESSMENT SERVICES                     | .00           | .00            | .00             | .00              |
| CONTRACTED SERVICES - GENERAL           | .00           | .00            | 2,920.00        | 6,800.00         |
| CONTRACTED REPAIRS & MAINTENANCE        | .00           | .00            | .00             | .00              |
| LAND, BUILDING AND EQUIPMENT RENTALS    | .00           | .00            | 28.00           | 140.00           |
| LICENSES & PERMITS                      | .00           | .00            | .00             | .00              |
| INSURANCE                               | .00           | .00            | .00             | .00              |
| SOFTWARE SUPPORT                        | .00           | .00            | .00             | .00              |
| CONSUMABLE SUPPLIES                     | .00           | .00            | 3,111.00        | 1,300.00         |
| PURCHASE OF NATURAL GAS                 | .00           | .00            | .00             | .00              |
| UTILITIES                               | .00           | .00            | 56.00           | .00              |
| NON CAPITAL ASSETS                      | .00           | .00            | .00             | 4,000.00         |
| GRANTS TO NON GOVERNMENT ORGANIZAZTIONS | .00           | .00            | .00             | .00              |
| INTEREST & BANK CHARGES                 | .00           | .00            | .00             | .00              |
| DEBENTURE PAYMENTS                      | .00           | .00            | .00             | .00              |
| TRANSFER TO RESERVES                    | .00           | .00            | .00             | .00              |
| <b>TOTAL: CEMETERIES</b>                | <b>.00</b>    | <b>.00</b>     | <b>8,015.00</b> | <b>14,740.00</b> |



Type: Municipal  
 PERIOD: 2015/12/31

|  | 2013<br>SPENT       | 2014<br>BUDGET      | 2014<br>SPENT       | 2015<br>BUDGET      |
|--|---------------------|---------------------|---------------------|---------------------|
| <b>PLANNING &amp; DEVELOPMENT</b>        |                     |                     |                     |                     |
| SALARIES, WAGES & BENEFITS               | 646,549.00          | 969,802.00          | 688,131.00          | 893,801.00          |
| MILEAGE & SUBSISTENCE                    | 31,679.00           | 21,900.00           | 18,080.00           | 13,430.00           |
| MEMBERSHIPS, DUES & REGISTRATION FEES    | 12,029.00           | 5,660.00            | 3,396.00            | 3,206.00            |
| FREIGHT                                  | 245.00              | 500.00              | 119.00              | 250.00              |
| COMMUNICATIONS SERVICES                  | 733.00              | 4,100.00            | 1,194.00            | 3,100.00            |
| ADVERTISING                              | 18,985.00           | 20,000.00           | 13,180.00           | 20,000.00           |
| ACCOUNTING & AUDIT SERVICES              | .00                 | .00                 | .00                 | .00                 |
| LEGAL SERVICES                           | 24,862.00           | 12,000.00           | 55,466.00           | 60,000.00           |
| ENGINEERING SERVICES                     | 197,397.00          | 601,738.00          | 504,649.00          | 269,628.00          |
| ASSESSMENT SERVICES                      | .00                 | .00                 | .00                 | .00                 |
| CONTRACTED SERVICES - GENERAL            | 356,682.00          | 345,000.00          | 675,130.00          | 515,000.00          |
| CONTRACTED REPAIRS & MAINTENANCE         | .00                 | .00                 | .00                 | .00                 |
| LAND, BUILDING AND EQUIPMENT RENTALS     | 5,008.00            | 500.00              | 2,508.00            | 2,000.00            |
| LICENSES & PERMITS                       | 50.00               | 250.00              | .00                 | 250.00              |
| INSURANCE                                | .00                 | .00                 | .00                 | .00                 |
| SOFTWARE SUPPORT                         | .00                 | .00                 | .00                 | .00                 |
| CONSUMABLE SUPPLIES                      | 6,237.00            | 9,000.00            | 5,376.00            | 5,500.00            |
| PURCHASE OF NATURAL GAS                  | .00                 | .00                 | .00                 | .00                 |
| UTILITIES                                | .00                 | .00                 | .00                 | .00                 |
| NON CAPITAL ASSETS                       | 1,360.00            | 2,500.00            | 430.00              | 500.00              |
| GRANTS TO NON GOVERNMENT ORGANIZAZTIONS  | .00                 | .00                 | .00                 | .00                 |
| INTEREST & BANK CHARGES                  | .00                 | .00                 | .00                 | .00                 |
| DEBENTURE PAYMENTS                       | .00                 | .00                 | .00                 | .00                 |
| TRANSFER TO RESERVES                     | 26,113.00           | .00                 | 61,518.00           | .00                 |
| <b>TOTAL: PLANNING &amp; DEVELOPMENT</b> | <b>1,327,928.00</b> | <b>1,992,950.00</b> | <b>2,029,175.00</b> | <b>1,786,665.00</b> |

Type: Municipal  
PERIOD: 2015/12/31

|   | 2013<br>SPENT     | 2014<br>BUDGET    | 2014<br>SPENT     | 2015<br>BUDGET    |
|---|-------------------|-------------------|-------------------|-------------------|
| <b>ENVIRONMENTAL PLANNING</b>           |                   |                   |                   |                   |
| SALARIES, WAGES & BENEFITS              | 212,763.00        | 242,321.00        | 174,412.00        | 260,798.00        |
| MILEAGE & SUBSISTENCE                   | 4,480.00          | 20,062.00         | 3,282.00          | 12,537.00         |
| MEMBERSHIPS, DUES & REGISTRATION FEES   | 7,067.00          | 10,790.00         | 2,167.00          | 3,392.00          |
| FREIGHT                                 | 711.00            | 3,250.00          | 1,273.00          | 2,250.00          |
| COMMUNICATIONS SERVICES                 | 2,742.00          | 22,400.00         | 2,388.00          | 23,800.00         |
| ADVERTISING                             | 5,258.00          | 9,440.00          | 4,663.00          | 4,500.00          |
| ACCOUNTING & AUDIT SERVICES             | .00               | .00               | .00               | .00               |
| LEGAL SERVICES                          | 1,345.00          | 5,250.00          | 5,268.00          | 5,250.00          |
| ENGINEERING SERVICES                    | 62,604.00         | 60,000.00         | 19,055.00         | 35,000.00         |
| ASSESSMENT SERVICES                     | .00               | .00               | .00               | .00               |
| CONTRACTED SERVICES - GENERAL           | 18,236.00         | 48,000.00         | 24,797.00         | 15,000.00         |
| CONTRACTED REPAIRS & MAINTENANCE        | 3,451.00          | 7,000.00          | .00               | 5,000.00          |
| LAND, BUILDING AND EQUIPMENT RENTALS    | 938.00            | 8,300.00          | 5,289.00          | 11,300.00         |
| LICENSES & PERMITS                      | 24.00             | 1,250.00          | .00               | 1,250.00          |
| INSURANCE                               | 8.00              | .00               | 7.00              | .00               |
| SOFTWARE SUPPORT                        | .00               | 1,400.00          | .00               | 1,000.00          |
| CONSUMABLE SUPPLIES                     | 24,350.00         | 72,945.00         | 28,863.00         | 52,920.00         |
| PURCHASE OF NATURAL GAS                 | .00               | .00               | .00               | .00               |
| UTILITIES                               | .00               | .00               | .00               | .00               |
| NON CAPITAL ASSETS                      | 1,205.00          | .00               | .00               | .00               |
| GRANTS TO NON GOVERNMENT ORGANIZAZTIONS | .00               | .00               | 279.00            | .00               |
| INTEREST & BANK CHARGES                 | .00               | .00               | .00               | .00               |
| DEBENTURE PAYMENTS                      | .00               | .00               | .00               | .00               |
| <b>TOTAL: ENVIRONMENTAL PLANNING</b>    | <b>345,182.00</b> | <b>512,408.00</b> | <b>271,746.00</b> | <b>433,997.00</b> |

Type: Municipal  
PERIOD: 2015/12/31

|   | 2013<br>SPENT     | 2014<br>BUDGET    | 2014<br>SPENT     | 2015<br>BUDGET    |
|---|-------------------|-------------------|-------------------|-------------------|
| <b>AGRICULTURE SERVICES</b>             |                   |                   |                   |                   |
| SALARIES, WAGES & BENEFITS              | 408,586.00        | 416,175.00        | 329,373.00        | 418,574.00        |
| MILEAGE & SUBSISTENCE                   | 8,087.00          | 12,513.00         | 12,715.00         | 16,593.00         |
| MEMBERSHIPS, DUES & REGISTRATION FEES   | 9,988.00          | 13,550.00         | 7,426.00          | 9,807.00          |
| FREIGHT                                 | .00               | .00               | 488.00            | .00               |
| COMMUNICATIONS SERVICES                 | 2,533.00          | 4,176.00          | 1,943.00          | 3,798.00          |
| ADVERTISING                             | 1,101.00          | 1,500.00          | 1,738.00          | 2,000.00          |
| ACCOUNTING & AUDIT SERVICES             | .00               | .00               | .00               | .00               |
| LEGAL SERVICES                          | .00               | .00               | .00               | .00               |
| ENGINEERING SERVICES                    | .00               | .00               | .00               | .00               |
| ASSESSMENT SERVICES                     | .00               | .00               | .00               | .00               |
| CONTRACTED SERVICES - GENERAL           | 24,700.00         | 23,000.00         | 13,562.00         | 23,000.00         |
| CONTRACTED REPAIRS & MAINTENANCE        | 2,658.00          | 5,000.00          | 410.00            | 5,000.00          |
| LAND, BUILDING AND EQUIPMENT RENTALS    | 190.00            | 2,000.00          | 780.00            | 2,400.00          |
| LICENSES & PERMITS                      | .00               | .00               | .00               | .00               |
| INSURANCE                               | 1,917.00          | 1,917.00          | 3,220.00          | 3,300.00          |
| SOFTWARE SUPPORT                        | 1,028.00          | 3,000.00          | 1,028.00          | 3,000.00          |
| CONSUMABLE SUPPLIES                     | 69,062.00         | 70,333.00         | 47,525.00         | 69,550.00         |
| PURCHASE OF NATURAL GAS                 | .00               | .00               | .00               | .00               |
| UTILITIES                               | 381.00            | .00               | 1,147.00          | .00               |
| NON CAPITAL ASSETS                      | 1,793.00          | 2,000.00          | 290.00            | 14,000.00         |
| GRANTS TO NON GOVERNMENT ORGANIZAZTIONS | 74,222.00         | 78,739.00         | 60,666.00         | 87,739.00         |
| INTEREST & BANK CHARGES                 | .00               | .00               | .00               | .00               |
| DEBENTURE PAYMENTS                      | .00               | .00               | .00               | .00               |
| <b>TOTAL: AGRICULTURE SERVICES</b>      | <b>606,244.00</b> | <b>633,903.00</b> | <b>482,310.00</b> | <b>658,761.00</b> |

Type: Municipal  
 PERIOD: 2015/12/31

|   | 2013<br>SPENT     | 2014<br>BUDGET    | 2014<br>SPENT     | 2015<br>BUDGET    |
|---|-------------------|-------------------|-------------------|-------------------|
| <b>ECONOMIC DEVELOPMENT</b>             |                   |                   |                   |                   |
| SALARIES, WAGES & BENEFITS              | 243,031.00        | 242,236.00        | 237,920.00        | 202,019.00        |
| MILEAGE & SUBSISTENCE                   | 11,334.00         | 22,300.00         | 7,459.00          | 6,177.00          |
| MEMBERSHIPS, DUES & REGISTRATION FEES   | 16,130.00         | 19,300.00         | 12,423.00         | 26,814.00         |
| FREIGHT                                 | 22.00             | 100.00            | 35.00             | 100.00            |
| COMMUNICATIONS SERVICES                 | 40,407.00         | 20,000.00         | 2,451.00          | 44,500.00         |
| ADVERTISING                             | 1,823.00          | 8,000.00          | 4,468.00          | 8,000.00          |
| ACCOUNTING & AUDIT SERVICES             | .00               | .00               | .00               | .00               |
| LEGAL SERVICES                          | 3,040.00          | 4,000.00          | 1,720.00          | 1,500.00          |
| ENGINEERING SERVICES                    | 1,404.00          | 4,500.00          | .00               | .00               |
| ASSESSMENT SERVICES                     | .00               | .00               | .00               | .00               |
| CONTRACTED SERVICES - GENERAL           | 165,768.00        | 116,850.00        | 161,984.00        | 117,751.00        |
| CONTRACTED REPAIRS & MAINTENANCE        | .00               | .00               | .00               | .00               |
| LAND, BUILDING AND EQUIPMENT RENTALS    | 266.00            | .00               | 952.00            | .00               |
| LICENSES & PERMITS                      | .00               | .00               | .00               | .00               |
| INSURANCE                               | .00               | .00               | .00               | .00               |
| SOFTWARE SUPPORT                        | 1,226.00          | .00               | .00               | .00               |
| CONSUMABLE SUPPLIES                     | 2,462.00          | 6,800.00          | 2,647.00          | 7,000.00          |
| PURCHASE OF NATURAL GAS                 | .00               | .00               | .00               | .00               |
| UTILITIES                               | .00               | .00               | .00               | .00               |
| NON CAPITAL ASSETS                      | 4,172.00          | 7,500.00          | .00               | .00               |
| GRANTS TO NON GOVERNMENT ORGANIZAZTIONS | .00               | .00               | 10,000.00         | .00               |
| INTEREST & BANK CHARGES                 | .00               | .00               | .00               | .00               |
| DEBENTURE PAYMENTS                      | .00               | .00               | .00               | .00               |
| <b>TOTAL: ECONOMIC DEVELOPMENT</b>      | <b>491,086.00</b> | <b>451,586.00</b> | <b>442,060.00</b> | <b>413,861.00</b> |

Type: Municipal  
PERIOD: 2015/12/31

|   | 2013                | 2014                | 2014                | 2015                |
|---|---------------------|---------------------|---------------------|---------------------|
|   | SPENT               | BUDGET              | SPENT               | BUDGET              |
| <b>COMMUNITY GROUPS SUPPORTS</b>        |                     |                     |                     |                     |
| ADHOC FUNDING COMMITTEE                 | 2,900.00            | 10,500.00           | 3,000.00            | 6,000.00            |
| CRAIGEND RECREATION & AG SOCIETY        | 19,925.00           | 19,846.00           | 20,639.00           | 57,335.00           |
| HYLO 5HV SENIORS CLUB                   | 1,827.00            | 15,466.00           | 14,881.00           | 2,589.00            |
| HYLO/VENICE RECREATION & AG SOCIETY     | 57,169.00           | 50,071.00           | 55,414.00           | 54,121.00           |
| LAKELAND INTERPRETIVE SOCIEYT           | 17,678.00           | 187,764.00          | 156,961.00          | 188,564.00          |
| LAC LA BICHE AGRICULTURAL SOCIEYT       | 57,450.00           | 40,997.00           | 57,493.00           | 43,824.00           |
| LAC LA BICHE CHAMBER OF COMMERCE        | 65,139.00           | 65,788.00           | 66,122.00           | .00                 |
| LAC LA BICHE MISSION HISTORICAL SOCIEYT | 40,243.00           | 35,000.00           | 35,450.00           | 35,000.00           |
| LAC LA BICHE POW WOW FISH DERBY SOCIETY | 162.00              | 30,071.00           | 22,936.00           | 30,071.00           |
| NORMANDEAU COMMUNITY CENTRE             | 10,628.00           | 22,268.00           | 23,911.00           | 10,268.00           |
| NORTHERN LIGHTS LIBRARY SYSTEM          | .00                 | .00                 | .00                 | .00                 |
| OWL RECREATION RECREATION ASSOCIATION   | 24,788.00           | 31,308.00           | 26,380.00           | 31,096.00           |
| PLAMONDON & DIST COMMUNITY DEV SOCIETY  | 496,864.00          | 1,063,498.00        | 1,049,206.00        | 1,163,810.00        |
| PLAMONDON HALL BUILDING SOCIETY         | 102.00              | 608.00              | 1,122.00            | 608.00              |
| RICH LAKE RECREATION SOCIETY            | 40,000.00           | 393,875.00          | 390,000.00          | 243,875.00          |
| RURAL RECREATION ASSN CAPITAL GRANTS    | 168,980.00          | .00                 | 4,980.00            | .00                 |
| SPECIAL EVENTS FUNDING                  | 58,792.00           | 25,000.00           | 38,082.00           | 50,000.00           |
| LAC LA BICHE GOLF COURSE                | 60,294.00           | 15,154.00           | .00                 | .00                 |
| LAKELAND ARCHERS                        | .00                 | 30,000.00           | 30,000.00           | .00                 |
| ACTIVE KIDS SOCIETY                     | .00                 | 90,000.00           | 90,000.00           | .00                 |
| PLAMONDON PLAYGROUND                    | .00                 | 5,000.00            | 7,520.00            | 25,000.00           |
| WINTER FESTIVAL OF SPEED                | .00                 | .00                 | .00                 | 5,000.00            |
| <b>TOTAL: COMMUNITY GROUP SUPPORTS</b>  | <b>1,122,939.00</b> | <b>2,132,214.00</b> | <b>2,094,096.00</b> | <b>1,947,161.00</b> |

Type: Municipal  
 PERIOD: 2015/12/31

|   | 2013<br>SPENT       | 2014<br>BUDGET      | 2014<br>SPENT       | 2015<br>BUDGET      |
|---|---------------------|---------------------|---------------------|---------------------|
| <b>FACILITIES OPERATIONS &amp; MAINTENANCE</b>  |                     |                     |                     |                     |
| SALARIES, WAGES & BENEFITS                      | 1,167,071.00        | 1,660,000.00        | 1,071,057.00        | 1,287,724.00        |
| MILEAGE & SUBSISTENCE                           | 5,374.00            | 10,689.00           | 6,540.00            | 6,509.00            |
| MEMBERSHIPS, DUES & REGISTRATION FEES           | 1,887.00            | 8,320.00            | 10,626.00           | 10,625.00           |
| FREIGHT   | 7,495.00            | 10,900.00           | 9,615.00            | 11,500.00           |
| COMMUNICATIONS SERVICES                         | 29,534.00           | 38,078.00           | 30,693.00           | 31,373.00           |
| ADVERTISING                                     | 197.00              | 8,100.00            | 396.00              | .00                 |
| ACCOUNTING & AUDIT SERVICES                     | .00                 | .00                 | .00                 | .00                 |
| LEGAL SERVICES                                  | 4,638.00            | 6,500.00            | 18,722.00           | 10,000.00           |
| ENGINEERING SERVICES                            | 32,473.00           | .00                 | 7,884.00            | .00                 |
| ASSESSMENT SERVICES                             | .00                 | .00                 | .00                 | .00                 |
| CONTRACTED SERVICES - GENERAL                   | 303,487.00          | 385,244.00          | 203,286.00          | 330,000.00          |
| CONTRACTED REPAIRS & MAINTENANCE                | 537,900.00          | 107,000.00          | 47,961.00           | 122,000.00          |
| LAND, BUILDING AND EQUIPMENT RENTALS            | 9,346.00            | 11,000.00           | 10,768.00           | 10,000.00           |
| LICENSES & PERMITS                              | 1,374.00            | 9,500.00            | 1,695.00            | 9,500.00            |
| INSURANCE                                       | 82,711.00           | 75,300.00           | 93,195.00           | 90,800.00           |
| SOFTWARE SUPPORT                                | .00                 | .00                 | .00                 | .00                 |
| CONSUMABLE SUPPLIES                             | 218,209.00          | 193,056.00          | 249,754.00          | 251,906.00          |
| PURCHASE OF NATURAL GAS                         | .00                 | .00                 | .00                 | .00                 |
| UTILITIES                                       | 733,613.00          | 689,824.00          | 542,857.00          | 571,824.00          |
| NON CAPITAL ASSETS                              | 35,384.00           | 56,800.00           | 60,962.00           | 89,800.00           |
| GRANTS TO NON GOVERNMENT ORGANIZAZTIONS         | .00                 | .00                 | .00                 | .00                 |
| INTEREST & BANK CHARGES                         | .00                 | .00                 | .00                 | .00                 |
| DEBENTURE PAYMENTS                              | 5,952,384.00        | 5,966,933.00        | 5,952,023.00        | 5,960,658.00        |
| ALLOWANCE FOR DOUBTFUL ACCOUNTS                 | .00                 | .00                 | 20,167.00           | .00                 |
| <b>TOTAL: FACILITIES OPERATIONS &amp; MAINT</b> | <b>9,123,077.00</b> | <b>9,237,244.00</b> | <b>8,338,200.00</b> | <b>8,794,219.00</b> |

**RECREATION PROGRAMS**

|                                       |              |              |              |              |
|---------------------------------------|--------------|--------------|--------------|--------------|
| SALARIES, WAGES & BENEFITS            | 1,279,439.00 | 1,750,312.00 | 1,418,673.00 | 1,708,099.00 |
| MILEAGE & SUBSISTENCE                 | 10,756.00    | 29,740.00    | 22,497.00    | 14,709.00    |
| MEMBERSHIPS, DUES & REGISTRATION FEES | 11,361.00    | 22,380.00    | 9,214.00     | 8,862.00     |
| FREIGHT                               | 613.00       | 600.00       | 347.00       | 750.00       |
| COMMUNICATIONS SERVICES               | 20,736.00    | 14,190.00    | 22,010.00    | 28,110.00    |
| ADVERTISING                           | 36,275.00    | 54,900.00    | 59,697.00    | 42,535.00    |
| ACCOUNTING & AUDIT SERVICES           | .00          | .00          | .00          | .00          |
| LEGAL SERVICES                        | 1,197.00     | 2,000.00     | 1,404.00     | 2,000.00     |
| ENGINEERING SERVICES                  | .00          | .00          | .00          | .00          |
| ASSESSMENT SERVICES                   | .00          | .00          | .00          | .00          |
| CONTRACTED SERVICES - GENERAL         | 142,518.00   | 152,500.00   | 39,329.00    | 129,994.00   |
| CONTRACTED REPAIRS & MAINTENANCE      | .00          | .00          | .00          | 3,500.00     |
| LAND, BUILDING AND EQUIPMENT RENTALS  | 3,402.00     | .00          | 5,345.00     | .00          |
| LICENSES & PERMITS                    | 648.00       | 7,900.00     | .00          | 4,450.00     |
| INSURANCE                             | .00          | .00          | .00          | .00          |
| SOFTWARE SUPPORT                      | 79,290.00    | .00          | 73,191.00    | 70,000.00    |

Type: Municipal  
 PERIOD: 2015/12/31

|   | 2013<br>SPENT       | 2014<br>BUDGET      | 2014<br>SPENT       | 2015<br>BUDGET      |
|---|---------------------|---------------------|---------------------|---------------------|
| CONSUMABLE SUPPLIES                     | 68,852.00           | 62,275.00           | 52,900.00           | 72,379.00           |
| PURCHASE OF NATURAL GAS                 | .00                 | .00                 | .00                 | .00                 |
| UTILTITIES                              | .00                 | .00                 | .00                 | .00                 |
| NON CAPITAL ASSETS                      | 21,152.00           | 25,800.00           | 31,594.00           | 32,500.00           |
| GRANTS TO NON GOVERNMENT ORGANIZAZTIONS | .00                 | .00                 | .00                 | .00                 |
| INTEREST & BANK CHARGES                 | 279.00              | .00                 | -693.00             | .00                 |
| DEBENTURE PAYMENTS                      | .00                 | .00                 | .00                 | .00                 |
| <b>TOTAL: RECREATION PROGRAMS</b>       | <b>1,676,519.00</b> | <b>2,122,597.00</b> | <b>1,735,509.00</b> | <b>2,117,888.00</b> |

**PARKS & OPEN SPACES**

|   |                     |                     |                   |                     |
|---|---------------------|---------------------|-------------------|---------------------|
| SALARIES, WAGES & BENEFITS              | 627,625.00          | 694,618.00          | 613,859.00        | 737,686.00          |
| MILEAGE & SUBSISTENCE                   | 3,759.00            | 2,840.00            | 2,564.00          | 2,410.00            |
| MEMBERSHIPS, DUES & REGISTRATION FEES   | 5,127.00            | 3,800.00            | 3,996.00          | 3,996.00            |
| FREIGHT                                 | 420.00              | 2,000.00            | 1,018.00          | 2,000.00            |
| COMMUNICATIONS SERVICES                 | 4,088.00            | 8,500.00            | 5,377.00          | 6,500.00            |
| ADVERTISING                             | 1,341.00            | 2,000.00            | 295.00            | 1,000.00            |
| ACCOUNTING & AUDIT SERVICES             | .00                 | .00                 | .00               | .00                 |
| LEGAL SERVICES                          | 573.00              | .00                 | 4,777.00          | .00                 |
| ENGINEERING SERVICES                    | 116,920.00          | 20,000.00           | 14,104.00         | 12,000.00           |
| ASSESSMENT SERVICES                     | .00                 | .00                 | .00               | .00                 |
| CONTRACTED SERVICES - GENERAL           | 438,554.00          | 185,000.00          | 141,132.00        | 198,200.00          |
| CONTRACTED REPAIRS & MAINTENANCE        | 31.00               | .00                 | 1,173.00          | 31,000.00           |
| LAND, BUILDING AND EQUIPMENT RENTALS    | 15,659.00           | 13,000.00           | 7,725.00          | 9,000.00            |
| LICENSES & PERMITS                      | 8,830.00            | 1,500.00            | 8,207.00          | 1,000.00            |
| INSURANCE                               | 1,776.00            | 2,000.00            | 1,942.00          | 2,100.00            |
| SOFTWARE SUPPORT                        | 6,332.00            | 2,500.00            | .00               | .00                 |
| CONSUMABLE SUPPLIES                     | 154,022.00          | 141,150.00          | 109,016.00        | 131,250.00          |
| PURCHASE OF NATURAL GAS                 | .00                 | .00                 | .00               | .00                 |
| UTILTITIES                              | 14,179.00           | 13,500.00           | 8,476.00          | 14,500.00           |
| NON CAPITAL ASSETS                      | 23,489.00           | 23,000.00           | 49,460.00         | 114,800.00          |
| GRANTS TO NON GOVERNMENT ORGANIZAZTIONS | .00                 | .00                 | 14,433.00         | .00                 |
| INTEREST & BANK CHARGES                 | .00                 | .00                 | .00               | .00                 |
| DEBENTURE PAYMENTS                      | .00                 | .00                 | .00               | .00                 |
| <b>TOTAL: PARKS &amp; OPEN SPACES</b>   | <b>1,422,724.00</b> | <b>1,115,408.00</b> | <b>987,554.00</b> | <b>1,267,442.00</b> |

|                                |     |     |     |     |
|--------------------------------|-----|-----|-----|-----|
| RECREATION & CULTURE COMMITTEE | .00 | .00 | .00 | .00 |
|--------------------------------|-----|-----|-----|-----|

|   |                      |                      |                      |                      |
|---|----------------------|----------------------|----------------------|----------------------|
| <b>RECREATION FACILITIES &amp; PROGRAMS</b> | <b>12,222,320.00</b> | <b>12,475,249.00</b> | <b>11,061,263.00</b> | <b>12,179,549.00</b> |
|---|----------------------|----------------------|----------------------|----------------------|

Type: Municipal  
 PERIOD: 2015/12/31

|  | 2013<br>SPENT     | 2014<br>BUDGET    | 2014<br>SPENT     | 2015<br>BUDGET    |
|--|-------------------|-------------------|-------------------|-------------------|
| <b>CULTURAL PROGRAMS &amp; FACILITIES</b>        |                   |                   |                   |                   |
| SALARIES, WAGES & BENEFITS                       | 320,126.00        | .00               | 344,013.00        | .00               |
| MILEAGE & SUBSISTENCE                            | 10,660.00         | 1,121.00          | 13,286.00         | 1,121.00          |
| MEMBERSHIPS, DUES & REGISTRATION FEES            | 44,828.00         | 450.00            | 45,470.00         | 450.00            |
| FREIGHT  | 158.00            | 125.00            | .00               | 100.00            |
| COMMUNICATIONS SERVICES                          | 2,425.00          | 100.00            | 2,988.00          | .00               |
| ADVERTISING                                      | 25,706.00         | 7,380.00          | 6,532.00          | 5,970.00          |
| ACCOUNTING & AUDIT SERVICES                      | 1,280.00          | .00               | 1,200.00          | .00               |
| LEGAL SERVICES                                   | .00               | .00               | .00               | .00               |
| ENGINEERING SERVICES                             | .00               | .00               | .00               | .00               |
| ASSESSMENT SERVICES                              | .00               | .00               | .00               | .00               |
| CONTRACTED SERVICES - GENERAL                    | 15,297.00         | 23,800.00         | 34,979.00         | 30,800.00         |
| CONTRACTED REPAIRS & MAINTENANCE                 | .00               | .00               | .00               | .00               |
| LAND, BUILDING AND EQUIPMENT RENTALS             | 749.00            | .00               | 3,519.00          | .00               |
| LICENSES & PERMITS                               | .00               | .00               | .00               | .00               |
| INSURANCE  | 143.00            | .00               | 506.00            | 111.00            |
| SOFTWARE SUPPORT                                 | .00               | .00               | .00               | .00               |
| CONSUMABLE SUPPLIES                              | 42,937.00         | 8,859.00          | 71,503.00         | 5,320.00          |
| PURCHASE OF NATURAL GAS                          | .00               | .00               | .00               | .00               |
| UTILITIES  | 2,229.00          | .00               | 6,089.00          | 6,755.00          |
| NON CAPITAL ASSETS                               | 13,907.00         | .00               | .00               | .00               |
| GRANTS TO NON GOVERNMENT ORGANIZAZTIONS          | 43,608.00         | 456,319.00        | 44,480.00         | 497,421.00        |
| INTEREST & BANK CHARGES                          | 643.00            | .00               | 682.00            | .00               |
| DEBENTURE PAYMENTS                               | .00               | .00               | .00               | .00               |
| <b>TOTAL: CULTURAL PROGRAMS &amp; FACILITIES</b> | <b>524,696.00</b> | <b>498,154.00</b> | <b>575,247.00</b> | <b>548,048.00</b> |